

COX7A2L antibody



Catalog Number: 109499

Product name

COX7A2L antibody

Specificity

Human, Mouse, Rat; other species not tested.

Antibody description

COX7A2L Rabbit Polyclonal antibody. Positive WB detected in mouse brain tissue, rat brain tissue, rat liver tissue. Positive IHC detected in human ovary tumor tissue, human breast cancer tissue. Observed molecular weight by Western-blot: 14 kDa

Preparation

This antibody was obtained by immunization of COX7A2L recombinant protein (Accession Number: XM_047446291). Purification method: Antigen affinity purified.

Formulation

PBS with 0.1% sodium azide and 50% glycerol pH 7.3.

Storage

Store at -20°C. DO NOT ALIQUOT

Clonality

Polyclonal

Ig Type

Rabbit IgG

Applications

ELISA, WB, IHC

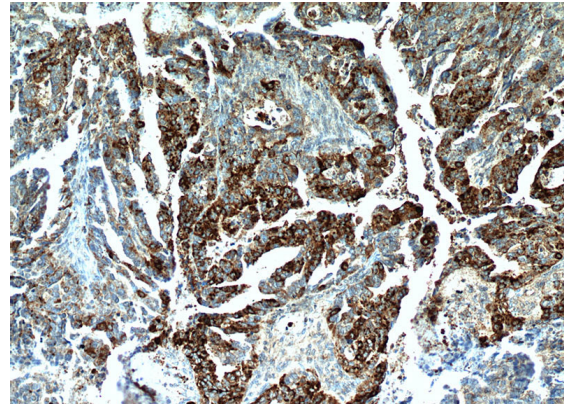
Dilutions

Recommended Dilution:

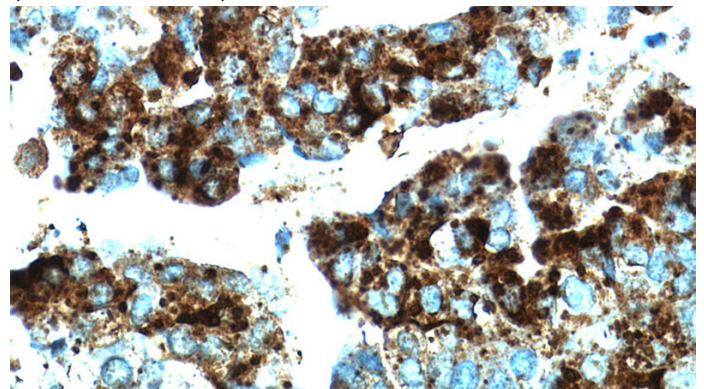
WB: 1:200-1:2000

IHC: 1:20-1:200


Validations



Immunohistochemical of paraffin-embedded human ovary tumor using Catalog No:109499(COX7A2L antibody) at dilution of 1:50 (under 10x lens)



Immunohistochemical of paraffin-embedded human ovary tumor using Catalog No:109499(COX7A2L antibody) at dilution of 1:50



(under 40x lens)

mouse brain tissue were subjected to SDS PAGE followed by western blot with Catalog No:109499(COX7A2L Antibody) at dilution of

COX7A2L antibody



Catalog Number: 109499

1:600