

COQ10A antibody



Catalog Number: 109468

Product name

COQ10A antibody

Specificity

Human, Mouse, Rat; other species not tested.

Antibody description

COQ10A Rabbit Polyclonal antibody. Positive WB detected in human heart tissue, mouse skeletal muscle tissue. Positive IHC detected in human liver tissue. Observed molecular weight by Western-blot: 20-23 kDa

Preparation

This antibody was obtained by immunization of COQ10A recombinant protein (Accession Number: NM_144576). Purification method: Antigen affinity purified.

Formulation

PBS with 0.02% sodium azide and 50% glycerol pH 7.3.

Storage

Store at -20°C. DO NOT ALIQUOT

Clonality

Polyclonal

Ig Type

Rabbit IgG

Applications

ELISA, WB, IHC


Dilutions

Recommended Dilution:

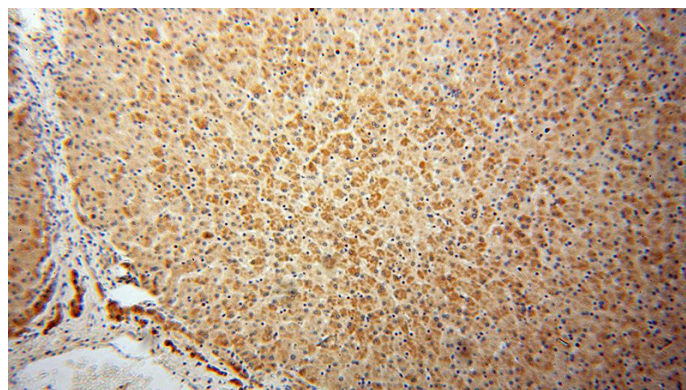
WB: 1:500-1:5000

IHC: 1:20-1:200

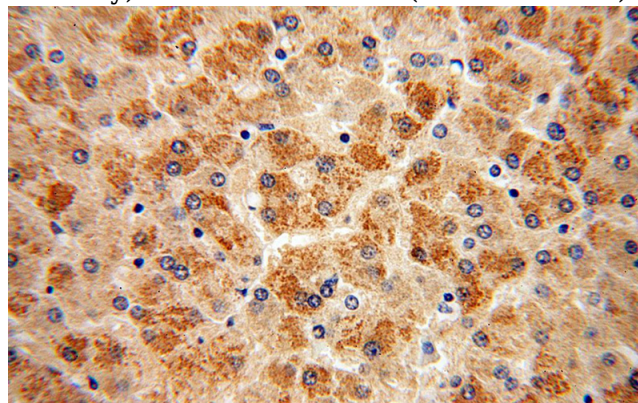
Validations



human heart tissue were subjected to SDS PAGE followed by western blot with Catalog No:109468(COQ10A antibody) at dilution of 1:1000



Immunohistochemical of paraffin-embedded human liver using Catalog No:109468(COQ10A antibody) at dilution of 1:100 (under 10x lens)



Immunohistochemical of paraffin-embedded human liver using Catalog No:109468(COQ10A antibody) at dilution of 1:100 (under 40x lens)