

COPS4 antibody

Catalog Number: 109464

Product name

COPS4 antibody

IP: 1:200-1:1000

IHC: 1:20-1:200

Specificity

Human, Mouse, Rat; other species not tested.

Antibody description

COPS4 Rabbit Polyclonal antibody. Positive IP detected in PC-3 cells. Positive WB detected in A2780 cells, PC-3 cells. Positive IHC detected in human pancreas tissue. Observed molecular weight by Western-blot: 40; 46 kDa

Preparation

This antibody was obtained by immunization of COPS4 recombinant protein (Accession Number: NM_016129). Purification method: Antigen affinity purified.

Formulation

PBS with 0.1% sodium azide and 50% glycerol pH 7.3.

Storage

Store at -20°C. DO NOT ALIQUOT

Clonality

Polyclonal

Ig Type

Rabbit IgG

Applications


ELISA, WB, IHC, IP

Dilutions

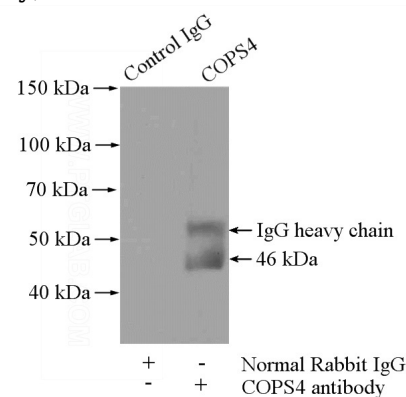
Recommended Dilution:

WB: 1:200-1:2000

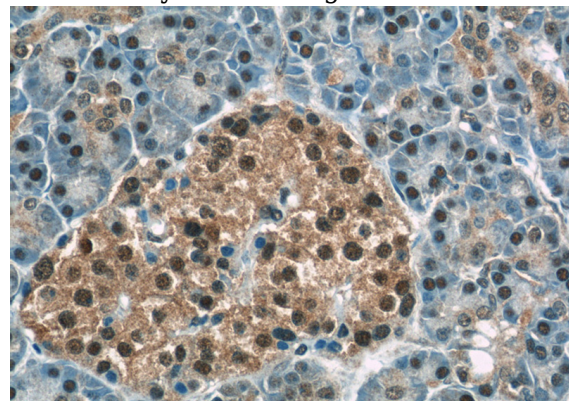
Validations



A2780 cells were subjected to SDS PAGE followed by western blot with Catalog No:109464(COPS4 antibody) at dilution of 1:500



IP Result of anti-COPS4 (IP:Catalog No:109464, 4ug; Detection:Catalog No:109464 1:300) with PC-3 cells lysate 1800ug.



Immunohistochemistry of paraffin-embedded human pancreas tissue slide using Catalog

COPS4 antibody



Catalog Number: 109464

No:109464(COPS4 Antibody) at dilution of 1:50 (under 40x lens)