

# Connexin-32 antibody



Catalog Number: 109452

## Product name

Connexin-32 antibody

IP: 1:200-1:1000

IHC: 1:20-1:200

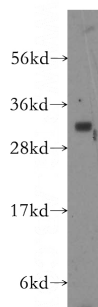
## Specificity

Human, Mouse; other species not tested.

## Validations

## Antibody description

Connexin-32 Rabbit Polyclonal antibody. Positive IP detected in mouse brain tissue. Positive WB detected in mouse brain tissue, A375 cells, human liver tissue, mouse skin tissue. Positive IHC detected in human colon cancer tissue. Observed molecular weight by Western-blot: 32 kDa



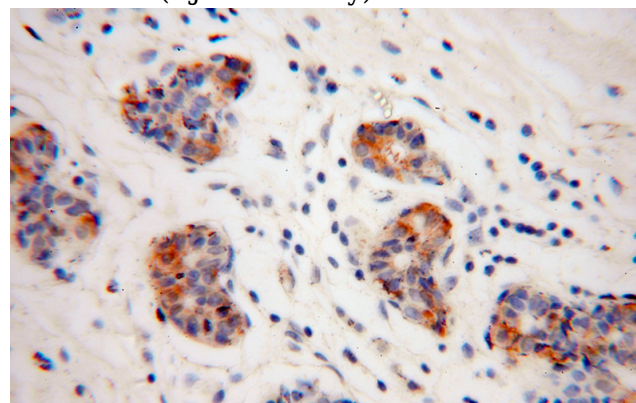
## Preparation

This antibody was obtained by immunization of Connexin-32 recombinant protein (Accession Number: XM\_017029408). Purification method: Antigen affinity purified.

mouse brain tissue were subjected to SDS PAGE followed by western blot with Catalog No:109452(GJB1 antibody) at dilution of 1:300

## Formulation

PBS with 0.1% sodium azide and 50% glycerol pH 7.3.



## Storage

Store at -20°C. DO NOT ALIQUOT

## Clonality

Polyclonal

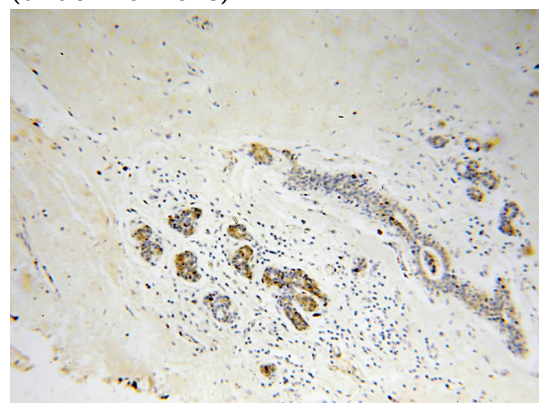
Immunohistochemical of paraffin-embedded human colon cancer using Catalog No:109452(GJB1 antibody) at dilution of 1:50 (under 40x lens)

## Ig Type

Rabbit IgG

## Applications

ELISA, WB, IHC, IP



## Dilutions

Recommended Dilution:

WB: 1:200-1:1000

Immunohistochemical of paraffin-embedded

# Connexin-32 antibody

Catalog Number: 109452

human colon cancer using Catalog No:109452(GJB1 antibody) at dilution of 1:50 (under 10x lens)

IP Result of anti-Cx32 (IP:Catalog No:109452, 4ug; Detection:Catalog No:109452 1:300) with mouse brain tissue lysate 4000ug.

