

CNRIP1 antibody



Catalog Number: 109359

Product name

CNRIP1 antibody

Immunogen

[Human CNRIP1 Recombinant protein \(GST tag\)](#)

Specificity

Human, Mouse, Rat; other species not tested.

Antibody description

CNRIP1 Rabbit Polyclonal antibody. Positive IHC detected in human kidney tissue. Positive WB detected in mouse brain tissue, human brain tissue, rat brain tissue. Observed molecular weight by Western-blot: 13-25kd

Preparation

This antibody was obtained by immunization of CNRIP1 recombinant protein (Accession Number: XM_005264249). Purification method: Antigen affinity purified.

Formulation

PBS with 0.02% sodium azide and 50% glycerol pH 7.3.

Storage

Store at -20°C. DO NOT ALIQUOT

Clonality

Polyclonal

Ig Type

Rabbit IgG

Applications

ELISA, WB, IHC


Dilutions

Recommended Dilution:

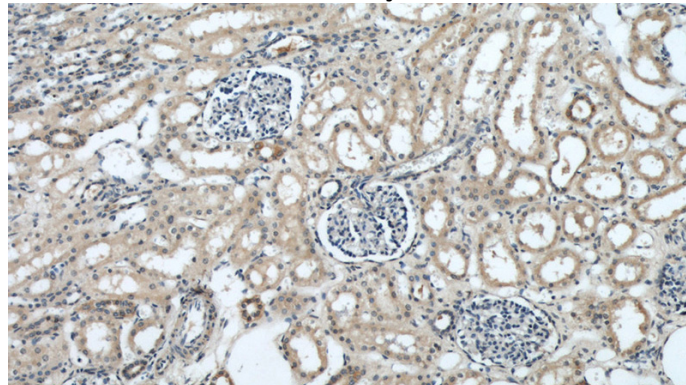
WB: 1:200-1:2000

IHC: 1:20-1:200

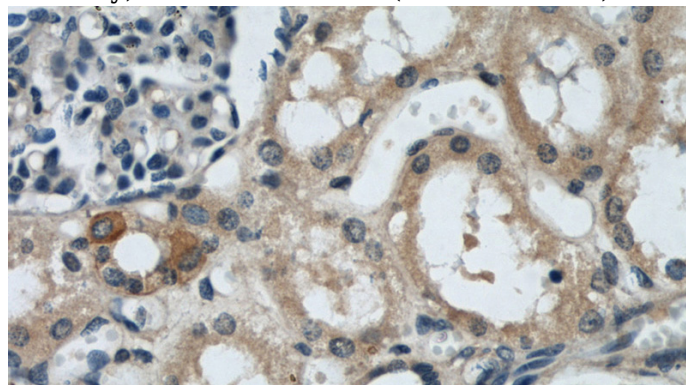
Validations



mouse brain tissue were subjected to SDS PAGE followed by western blot with Catalog No:109359(CNRIP1 antibody) at dilution of 1:1000



Immunohistochemical of paraffin-embedded human kidney using Catalog No:109359(CNRIP1 antibody) at dilution of 1:50 (under 10x lens)



Immunohistochemical of paraffin-embedded

CNRIP1 antibody



Catalog Number: 109359

human kidney using Catalog No:109359(CNRIP1 antibody) at dilution of 1:50 (under 40x lens)