

CEP70 antibody



Catalog Number: 109185

Product name

CEP70 antibody

Specificity

Human, Mouse, Rat; other species not tested.

Antibody description

CEP70 Rabbit Polyclonal antibody. Positive IHC detected in human ovary. Positive WB detected in PC-3 cells, mouse testis tissue. Observed molecular weight by Western-blot: 25-28kd

Preparation

This antibody was obtained by immunization of CEP70 recombinant protein (Accession Number: NM_001320600). Purification method: Antigen affinity purified.

Formulation

PBS with 0.02% sodium azide and 50% glycerol pH 7.3.

Storage

Store at -20°C. DO NOT ALIQUOT

Clonality

Polyclonal

Ig Type

Rabbit IgG

Applications

ELISA, WB, IF, IHC

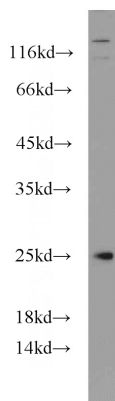
Dilutions

Recommended Dilution:

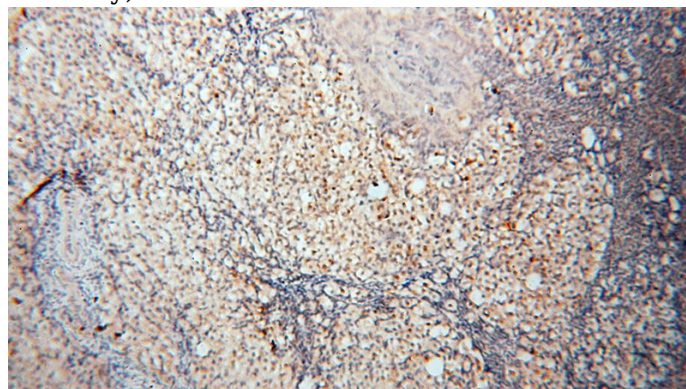
WB: 1:200-1:2000

IHC: 1:20-1:200

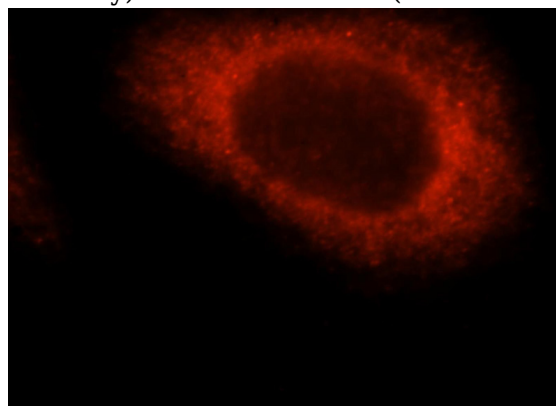
Validations



PC-3 cells were subjected to SDS PAGE followed by western blot with Catalog No:109185(CEP70 antibody) at dilution of 1:600



Immunohistochemical of paraffin-embedded human ovary using Catalog No:109185(CEP70 antibody) at dilution of 1:50 (under 10x lens)



Immunofluorescent analysis of MCF-7 cells, using CEP70 antibody Catalog No:109185 at 1:25 dilution and Rhodamine-labeled goat anti-rabbit IgG (red).