

CEP44 antibody



Catalog Number: 109181

Product name

CEP44 antibody

Immunogen

[Human KIAA1712 Recombinant protein \(GST tag\)](#)

Specificity

Human, Mouse; other species not tested.

Antibody description

CEP44 Rabbit Polyclonal antibody. Positive IHC detected in human brain tissue. Positive WB detected in mouse testis tissue, mouse brain tissue. Observed molecular weight by Western-blot: 44 kDa

Preparation

This antibody was obtained by immunization of CEP44 recombinant protein (Accession Number: NM_030633). Purification method: Antigen affinity purified.

Formulation

PBS with 0.1% sodium azide and 50% glycerol pH 7.3.

Storage

Store at -20°C. DO NOT ALIQUOT

Clonality

Polyclonal

Ig Type

Rabbit IgG

Applications

ELISA, WB, IHC

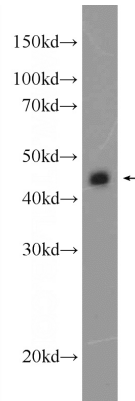
Dilutions

Recommended Dilution:

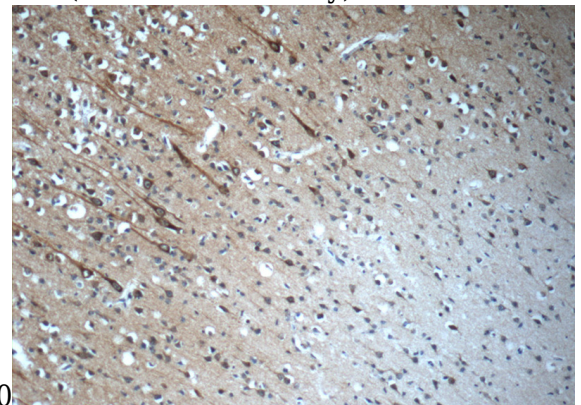
WB: 1:500-1:5000

IHC: 1:20-1:200

Validations



mouse testis tissue were subjected to SDS PAGE followed by western blot with Catalog No:109181(KIAA1712 Antibody) at dilution of

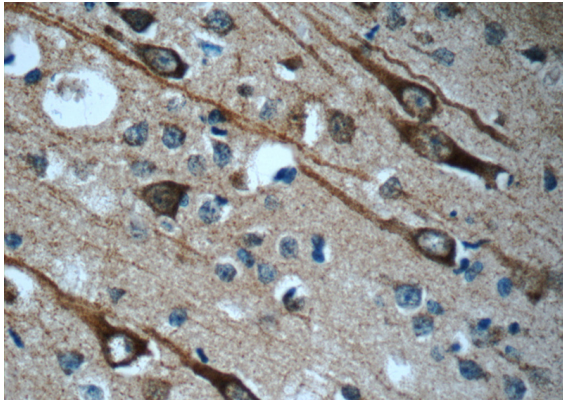


1:1000

Immunohistochemistry of paraffin-embedded human brain slide using Catalog No:109181(KIAA1712 Antibody) at dilution of 1:50 (under 10x lens)

CEP44 antibody

Catalog Number: 109181



Immunohistochemistry of paraffin-embedded human brain slide using Catalog No:109181(KIAA1712 Antibody) at dilution of 1:50 (under 40x lens)