

CDK5RAP1 antibody



Catalog Number: 109163

Product name

CDK5RAP1 antibody

Specificity

Human, Mouse, Rat; other species not tested.

Antibody description

CDK5RAP1 Rabbit Polyclonal antibody. Positive IHC detected in human pancreas tissue, mouse brain tissue, rat brain tissue. Positive WB detected in human heart tissue, C6 cells, mouse brain tissue. Observed molecular weight by Western-blot: 68kd

Preparation

This antibody was obtained by immunization of CDK5RAP1 recombinant protein (Accession Number: NM_016408). Purification method: Antigen affinity purified.

Formulation

PBS with 0.02% sodium azide and 50% glycerol pH 7.3.

Storage

Store at -20°C. DO NOT ALIQUOT

Clonality

Polyclonal

Ig Type

Rabbit IgG

Applications

ELISA, WB, IHC


Dilutions

Recommended Dilution:

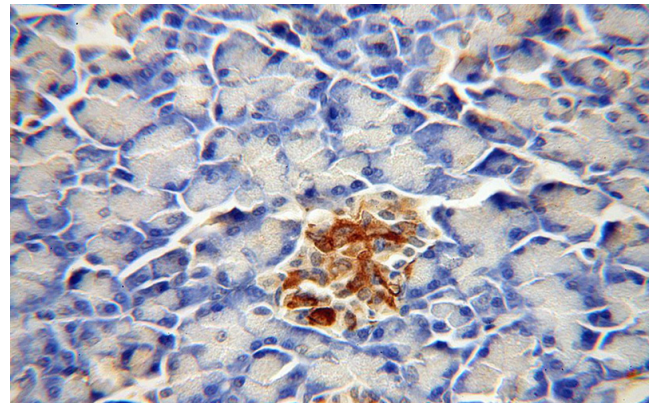
WB: 1:500-1:5000

IHC: 1:20-1:200

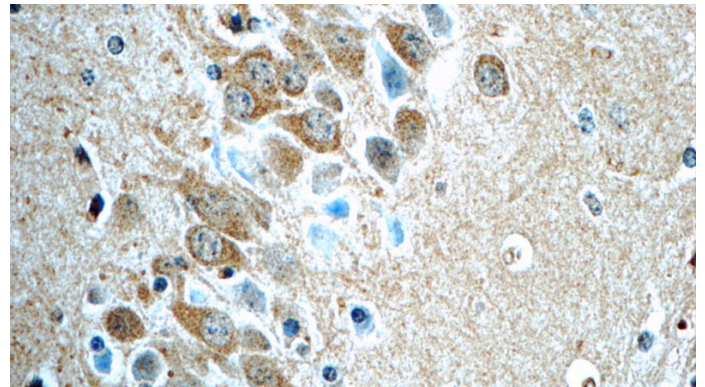
Validations



human heart tissue were subjected to SDS PAGE followed by western blot with Catalog No:109163(CDK5RAP1 antibody) at dilution of 1:2000



Immunohistochemical of paraffin-embedded human pancreas using Catalog No:109163(CDK5RAP1 antibody) at dilution of 1:100 (under 40x lens)



Immunohistochemistry of paraffin-embedded mouse brain tissue slide using Catalog

CDK5RAP1 antibody



Catalog Number: 109163

No:109163(CDK5RAP1 Antibody) at dilution of 1:50 (under 40x lens)