

CD69 antibody

Catalog Number: 109135

Product name

CD69 antibody

Specificity

Human; other species not tested.

Antibody description

CD69 Rabbit Polyclonal antibody. Positive WB detected in BxPC-3 cells. Positive IHC detected in human tonsillitis tissue. Observed molecular weight by Western-blot: 60 kDa

Preparation

This antibody was obtained by immunization of CD69 recombinant protein (Accession Number: NM_001781). Purification method: Antigen affinity purified.

Formulation

PBS with 0.1% sodium azide and 50% glycerol pH 7.3.

Storage

Store at -20°C. DO NOT ALIQUOT

Clonality

Polyclonal

Ig Type

Rabbit IgG

Applications

ELISA, WB, IHC


Dilutions

Recommended Dilution:

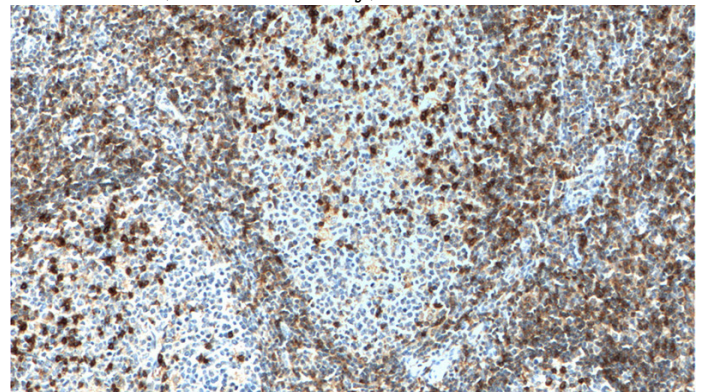
WB: 1:1000-1:10000

IHC: 1:50-1:500

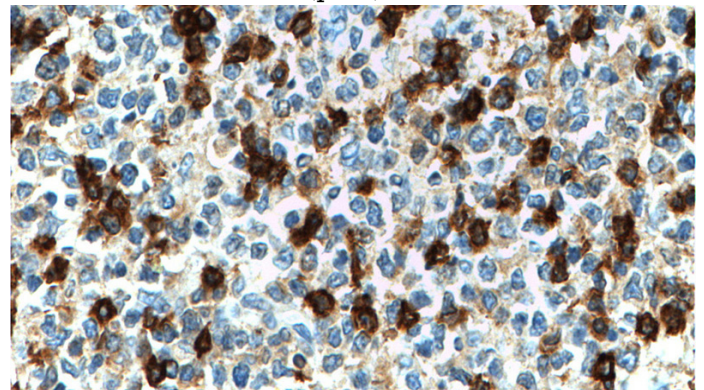
Validations



BxPC-3 cells were subjected to SDS PAGE followed by western blot with Catalog No:109135(CD69 antibody) at dilution of 1:2000



Immunohistochemistry of paraffin-embedded human tonsillitis tissue slide using Catalog No:109135(CD69 Antibody) at dilution of 1:200 (under 10x lens). heat mediated antigen retrieved with Tris-EDTA buffer(pH9).



Immunohistochemistry of paraffin-embedded human tonsillitis tissue slide using Catalog No:109135(CD69 Antibody) at dilution of 1:200 (under 40x lens). heat mediated antigen retrieved

CD69 antibody



Catalog Number: 109135

with Tris-EDTA buffer(pH9).