

CD2 antibody

Catalog Number: 109065

Product name

CD2 antibody

Specificity

Human; other species not tested.

Antibody description

CD2 Rabbit Polyclonal antibody. Positive IHC detected in human tonsillitis tissue. Positive FC detected in Jurkat cells. Positive WB detected in Jurkat cells. Observed molecular weight by Western-blot: 45-50 kDa

Preparation

This antibody was obtained by immunization of CD2 recombinant protein (Accession Number: NM_001767). Purification method: Antigen affinity purified.

Formulation

PBS with 0.1% sodium azide and 50% glycerol pH 7.3.

Storage

Store at -20°C. DO NOT ALIQUOT

Clonality

Polyclonal

Ig Type

Rabbit IgG

Applications

ELISA, WB, FC, IHC

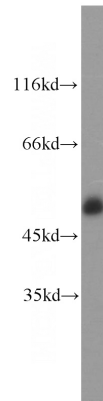
Dilutions

Recommended Dilution:

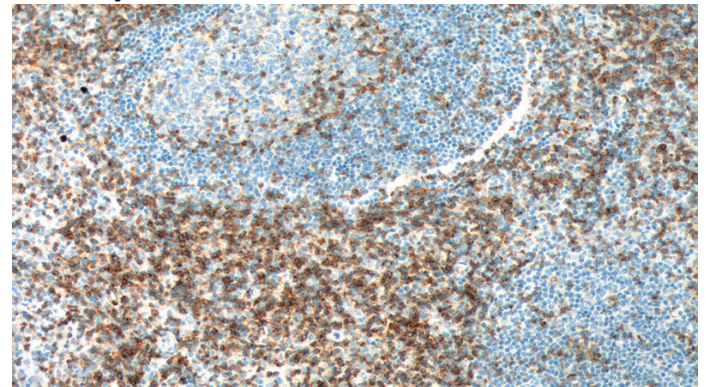
WB: 1:500-1:5000

IHC: 1:20-1:200

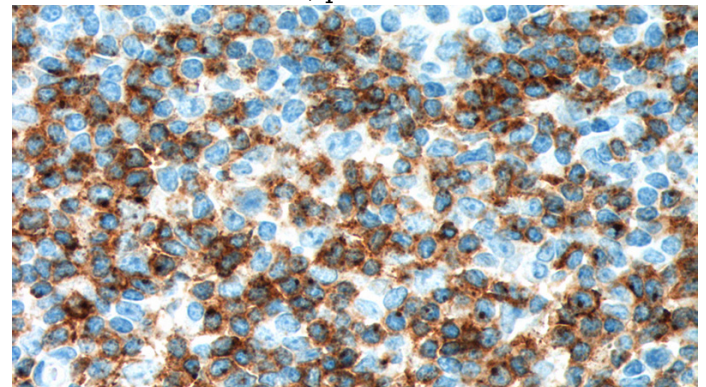
Validations



Jurkat cells were subjected to SDS PAGE followed by western blot with Catalog No:109065(CD2 antibody) at dilution of 1:1000



Immunohistochemistry of paraffin-embedded human tonsillitis tissue slide using Catalog No:109065(CD2 Antibody) at dilution of 1:200 (under 10x lens). Heat mediated antigen retrieved with Tris-EDTA buffer, pH9.0



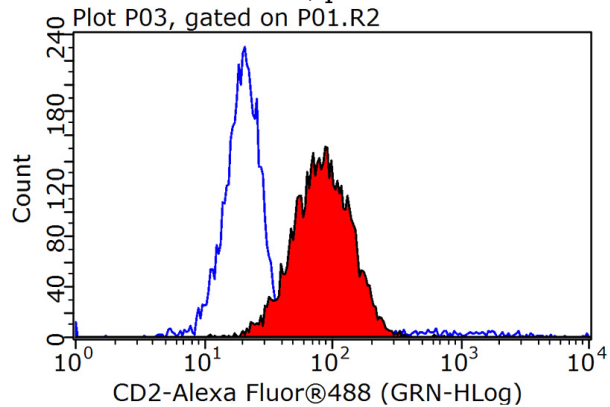
Immunohistochemistry of paraffin-embedded human tonsillitis tissue slide using Catalog

CD2 antibody



Catalog Number: 109065

No:109065(CD2 Antibody) at dilution of 1:200 (under 40x lens). Heat mediated antigen retrieved with Tris-EDTA buffer, pH9.0



1X10⁶ Jurkat cells were stained with 0.2ug CD2 antibody (Catalog No:109065, red) and control antibody (blue). Fixed with 90% MeOH blocked with 3% BSA (30 min). Alexa Fluor 488-conjugated AffiniPure Goat Anti-Rabbit IgG(H+L) with dilution 1:1000.