

CCK antibody

Catalog Number: 108996

Product name

CCK antibody

Specificity

Human, Mouse, Rat; other species not tested.

Antibody description

CCK Rabbit Polyclonal antibody. Positive WB detected in human liver tissue, HEK-293 cells, human cerebellum tissue. Positive IHC detected in human pancreas tissue, human stomach tissue. Observed molecular weight by Western-blot: 20 kDa

Preparation

This antibody was obtained by immunization of CCK recombinant protein (Accession Number: NM_001174138). Purification method: Antigen affinity purified.

Formulation

PBS with 0.02% sodium azide and 50% glycerol pH 7.3.

Storage

Store at -20°C. DO NOT ALIQUOT

Clonality

Polyclonal

Ig Type

Rabbit IgG

Applications

ELISA, WB, IHC


Dilutions

Recommended Dilution:

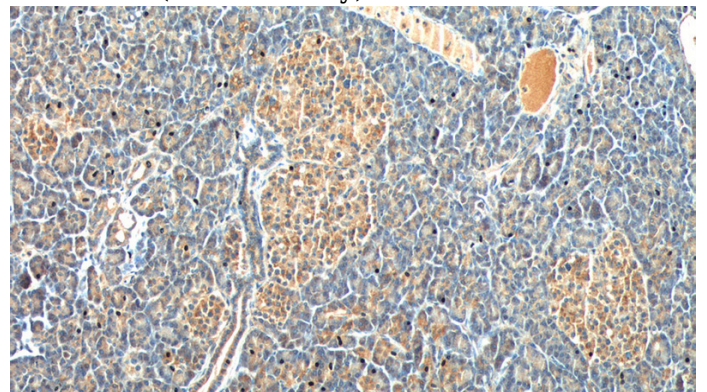
WB: 1:500-1:5000

IHC: 1:50-1:500

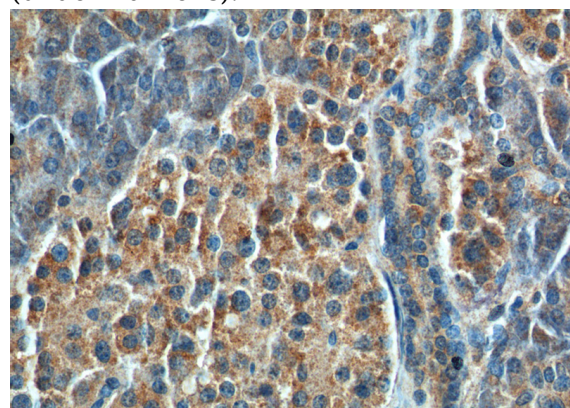
Validations



human liver tissue were subjected to SDS PAGE followed by western blot with Catalog No:108996(CCK antibody) at dilution of 1:500



Immunohistochemistry of paraffin-embedded human pancreas tissue slide using Catalog No:108996(CCK Antibody) at dilution of 1:200 (under 10x lens).



Immunohistochemistry of paraffin-embedded human pancreas tissue slide using Catalog No:108996(CCK Antibody) at dilution of 1:200

CCK antibody



Catalog Number: 108996

(under 40x lens).