

Caspase 9/p35/p10 antibody



Catalog Number: 108880

Product name

Caspase 9/p35/p10 antibody

IHC: 1:20-1:200

IF: 1:10-1:100


Specificity

Human; other species not tested.

Validations

Antibody description

Caspase 9/p35/p10 Rabbit Polyclonal antibody. Positive WB detected in HeLa cells, UV treated Hela cells. Positive IF detected in HUVEC cells. Positive IHC detected in human pancreas tissue, human heart tissue. Observed molecular weight by Western-blot: 46 kDa



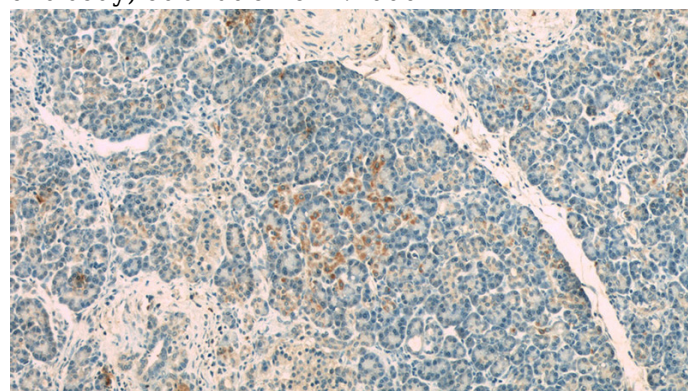
Preparation

This antibody was obtained by immunization of Caspase 9/p35/p10 recombinant protein (Accession Number: NM_001229). Purification method: Antigen affinity purified.

HeLa cells were subjected to SDS PAGE followed by western blot with Catalog No:108880(CASP9 antibody) at dilution of 1:1000

Formulation

PBS with 0.02% sodium azide and 50% glycerol pH 7.3.



Storage

Store at -20°C. DO NOT ALIQUOT

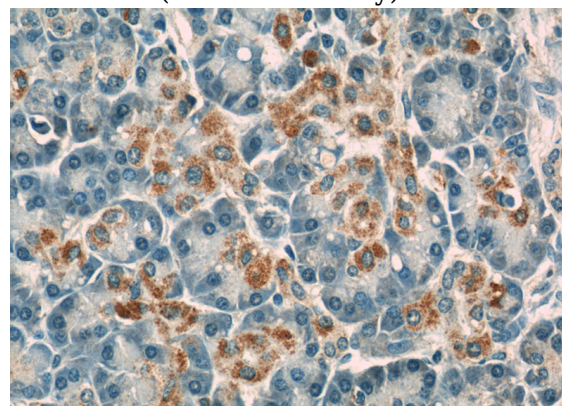
Clonality

Polyclonal

Immunohistochemistry of paraffin-embedded human pancreas slide using Catalog No:108880(CASP9 Antibody) at dilution of 1:50

Ig Type

Rabbit IgG



Applications

ELISA, WB, IHC, IF

Dilutions

Recommended Dilution:

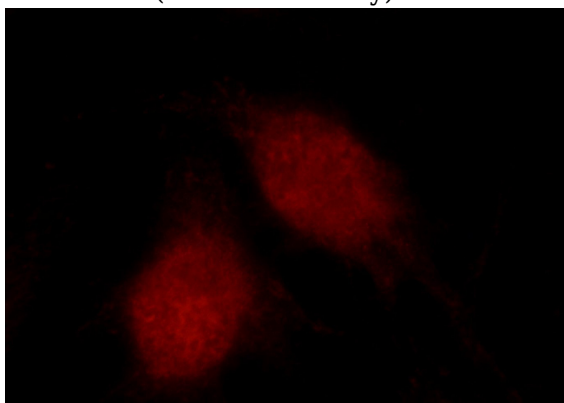
WB: 1:500-1:5000

Immunohistochemistry of paraffin-embedded human pancreas slide using Catalog

Caspase 9/p35/p10 antibody

Catalog Number: 108880

No:108880(CASP9 Antibody) at dilution of 1:50



Immunofluorescent analysis of HUVEC cells using Catalog No:108880(Caspase 9 Antibody) at dilution of 1:25 and Rhodamine-Goat anti-Rabbit IgG