

CAPZA1 antibody



Catalog Number: 108844

Product name

CAPZA1 antibody

Specificity

Human, Mouse; other species not tested.

Antibody description

CAPZA1 Rabbit Polyclonal antibody. Positive IHC detected in human colon cancer tissue, human stomach cancer tissue. Positive WB detected in human heart tissue, mouse brain tissue, mouse heart tissue. Observed molecular weight by Western-blot: 34-40 kDa

Preparation

This antibody was obtained by immunization of Peptide (Accession Number: NM_006135). Purification method: Antigen affinity purified.

Formulation

PBS with 0.1% sodium azide and 50% glycerol pH 7.3.

Storage

Store at -20°C. DO NOT ALIQUOT

Clonality

Polyclonal

Ig Type

Rabbit IgG

Applications

ELISA, WB, IHC

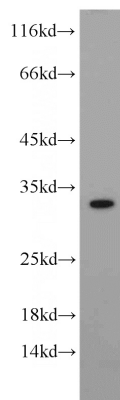
Dilutions

Recommended Dilution:

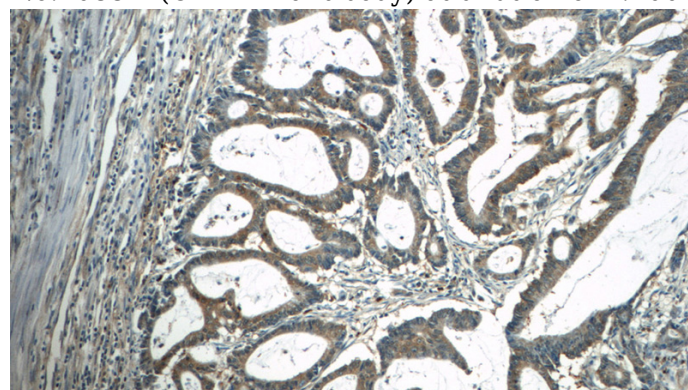
WB: 1:200-1:1000

IHC: 1:20-1:200

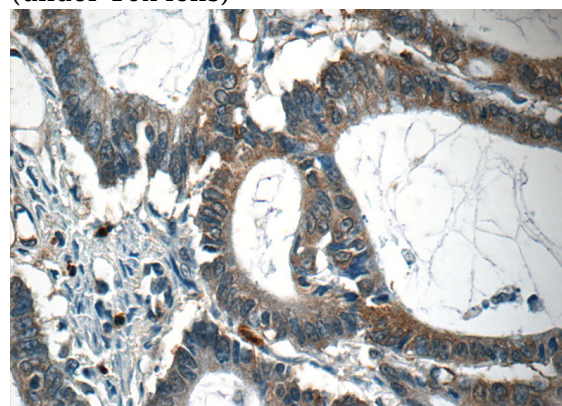
Validations



human heart tissue were subjected to SDS PAGE followed by western blot with Catalog No:108844(CAPZA1 antibody) at dilution of 1:200



Immunohistochemistry of paraffin-embedded human colon cancer tissue slide using Catalog No:108844(CAPZA1 Antibody) at dilution of 1:50 (under 10x lens)



Immunohistochemistry of paraffin-embedded human colon cancer tissue slide using Catalog No:108844(CAPZA1 Antibody) at dilution of 1:50

CAPZA1 antibody



Catalog Number: 108844

(under 40x lens)