

# C9orf72 antibody

Catalog Number: 108802

## Product name

C9orf72 antibody

## Specificity

Human; other species not tested.

## Antibody description

C9orf72 Rabbit Polyclonal antibody. Positive WB detected in SH-SY5Y cells. Positive IHC detected in human gliomas tissue, human testis tissue. Observed molecular weight by Western-blot: 25-30 kDa

## Preparation

This antibody was obtained by immunization of C9orf72 recombinant protein (Accession Number: NM\_018325). Purification method: Antigen affinity purified.

## Formulation

PBS with 0.1% sodium azide and 50% glycerol pH 7.3.

## Storage

Store at -20°C. DO NOT ALIQUOT

## Clonality

Polyclonal

## Ig Type

Rabbit IgG

## Applications

ELISA, IHC, WB


## Dilutions

Recommended Dilution:

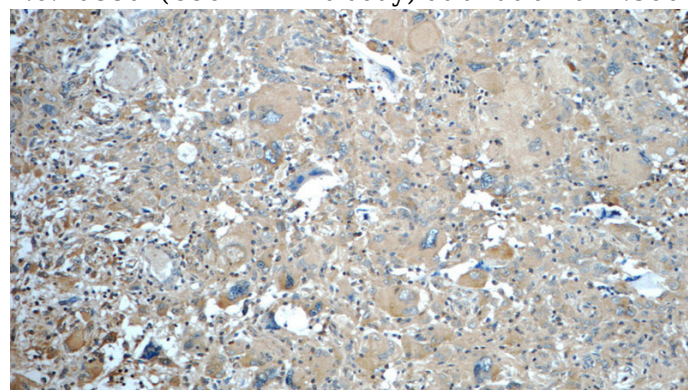
WB: 1:200-1:1000

IHC: 1:20-1:200

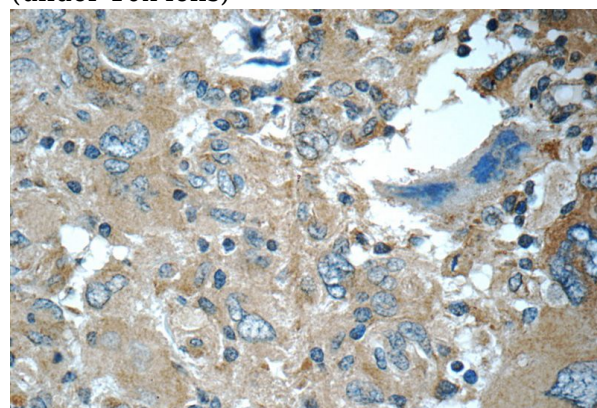
## Validations



SH-SY5Y cells were subjected to SDS PAGE followed by western blot with Catalog No:108802(C9orf72 Antibody) at dilution of 1:300



Immunohistochemistry of paraffin-embedded human gliomas tissue slide using Catalog No:108802(C9orf72 Antibody) at dilution of 1:50 (under 10x lens)



Immunohistochemistry of paraffin-embedded human gliomas tissue slide using Catalog No:108802(C9orf72 Antibody) at dilution of 1:50

# C9orf72 antibody



Catalog Number: 108802

---

(under 40x lens)