

C6orf130 antibody



Catalog Number: 108777

Product name

C6orf130 antibody

Immunogen

[Human C6orf130 Recombinant protein \(His tag\)](#)

Specificity

Human; other species not tested.

Antibody description

C6orf130 Rabbit Polyclonal antibody. Positive WB detected in PC-3 cells. Positive IHC detected in human kidney tissue. Positive IF detected in PC-3 cells. Observed molecular weight by Western-blot: 17 kDa

Preparation

This antibody was obtained by immunization of C6orf130 recombinant protein (Accession Number: NM_145063). Purification method: Antigen affinity purified.

Formulation

PBS with 0.1% sodium azide and 50% glycerol pH 7.3.

Storage

Store at -20°C. DO NOT ALIQUOT

Clonality

Polyclonal

Ig Type

Rabbit IgG

Applications

ELISA, WB, IHC, IF

Dilutions


Recommended Dilution:

WB: 1:200-1:1000

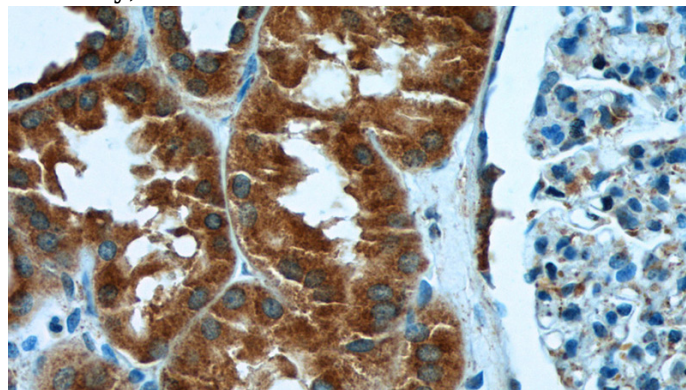
IHC: 1:20-1:200

IF: 1:50-1:500

Validations



PC-3 cells were subjected to SDS PAGE followed by western blot with Catalog No:108777(C6orf130 Antibody) at dilution of 1:300

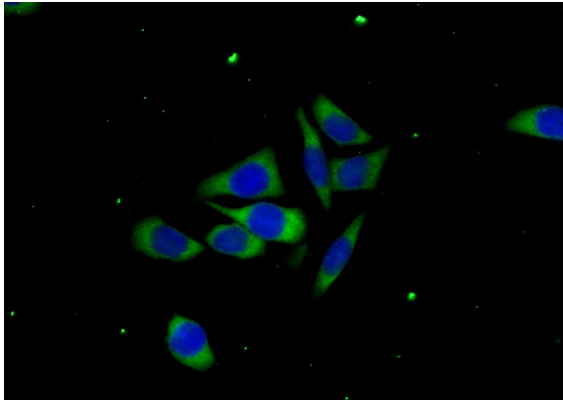


Immunohistochemistry of paraffin-embedded human kidney tissue slide using Catalog No:108777(C6orf130 Antibody) at dilution of 1:50 (under 40x lens)

C6orf130 antibody



Catalog Number: 108777



Immunofluorescent analysis of (-20oc Ethanol) fixed PC-3 cells using Catalog No:108777(C6orf130 Antibody) at dilution of 1:50 and Alexa Fluor 488-conjugated AffiniPure Goat Anti-Rabbit IgG(H+L)