

CABYR antibody



Catalog Number: 108756

Product name

CABYR antibody

Specificity

Human, Mouse; other species not tested.

Antibody description

CABYR Rabbit Polyclonal antibody. Positive WB detected in human testis tissue, mouse testis tissue. Positive IHC detected in human testis tissue, human pancreas cancer tissue. Observed molecular weight by Western-blot: 53kd,86-90kd

Preparation

This antibody was obtained by immunization of CABYR recombinant protein (Accession Number: NM_138644). Purification method: Antigen affinity purified.

Formulation

PBS with 0.1% sodium azide and 50% glycerol pH 7.3.

Storage

Store at -20°C. DO NOT ALIQUOT

Clonality

Polyclonal

Ig Type

Rabbit IgG

Applications

ELISA, WB, IHC


Dilutions

Recommended Dilution:

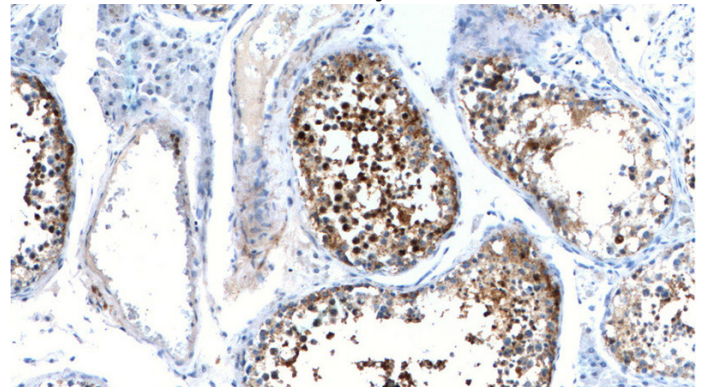
WB: 1:200-1:2000

IHC: 1:20-1:200

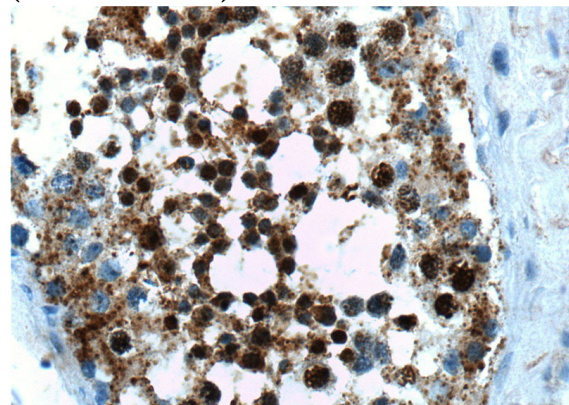
Validations



human testis tissue were subjected to SDS PAGE followed by western blot with Catalog No:108756(CABYR antibody) at dilution of 1:500



Immunohistochemistry of paraffin-embedded human testis tissue slide using Catalog No:108756(CABYR Antibody) at dilution of 1:200 (under 10x lens)



Immunohistochemistry of paraffin-embedded human testis tissue slide using Catalog No:108756(CABYR Antibody) at dilution of 1:200

CABYR antibody



Catalog Number: 108756

(under 40x lens)