

# CA IX antibody

Catalog Number: 108740

## Product name

CA IX antibody

## Specificity

Human, Mouse, Rat; other species not tested.

## Antibody description

CA IX Rabbit Polyclonal antibody. Positive WB detected in HEK-293 cells, A375 cells, A431 cells, A549 cells, HeLa cells, HepG2 cells, MCF7 cells, mouse brain tissue, mouse kidney tissue, mouse skin tissue, rat brain tissue. Positive IP detected in mouse liver tissue. Positive IHC detected in human renal cell carcinoma tissue, human liver cancer tissue, human lung cancer tissue, human prostate cancer tissue, human stomach cancer tissue, human stomach tissue. Positive FC detected in HEK-293 cells. Observed molecular weight by Western-blot: 60-70 kDa

## Preparation

This antibody was obtained by immunization of CA IX recombinant protein (Accession Number: NM\_001216). Purification method: Antigen affinity purified.

## Formulation

PBS with 0.1% sodium azide and 50% glycerol pH 7.3.

## Storage

Store at -20°C. DO NOT ALIQUOT

## Clonality

Polyclonal

## Ig Type

Rabbit IgG

## Applications

ELISA, WB, IP, FC, IHC

## Dilutions

Recommended Dilution:

WB: 1:500-1:5000

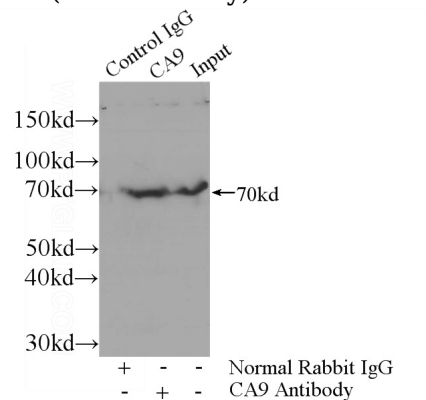
IP: 1:200-1:2000

IHC: 1:20-1:200

## Validations



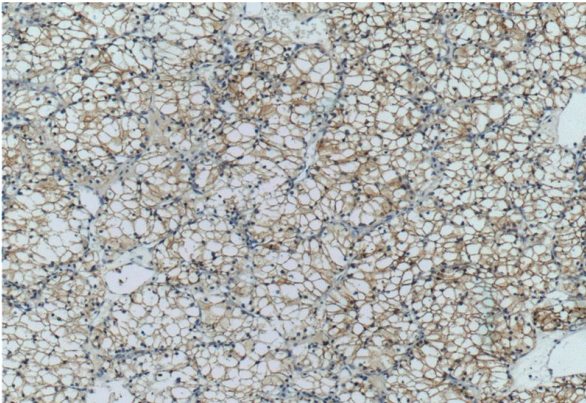
HEK-293 cells were subjected to SDS PAGE followed by western blot with Catalog No:108740(CA9 antibody) at dilution of 1:1000



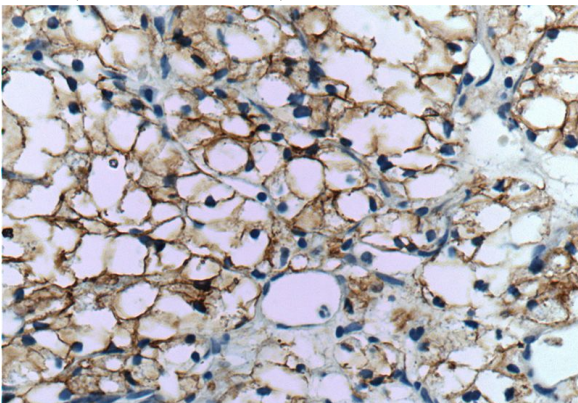
IP Result of anti-CA9 (IP:Catalog No:108740, 4ug; Detection:Catalog No:108740 1:500) with mouse liver tissue lysate 4000ug.

# CA IX antibody

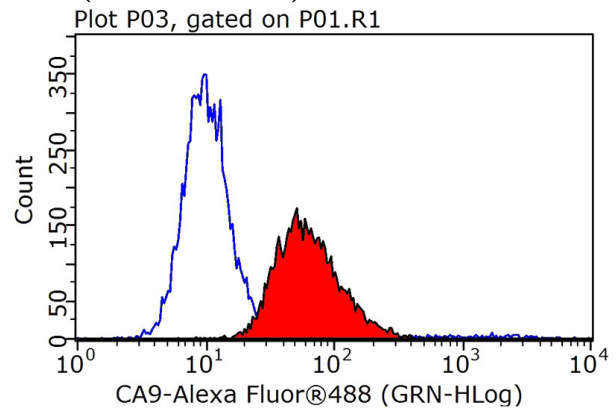
Catalog Number: 108740



Immunohistochemistry of paraffin-embedded human renal cell carcinoma tissue slide using Catalog No:108740(CA9 Antibody) at dilution of 1:50 (under 10x lens)



Immunohistochemistry of paraffin-embedded human renal cell carcinoma tissue slide using Catalog No:108740(CA9 Antibody) at dilution of 1:50 (under 40x lens)



1X10<sup>6</sup> HEK-293 cells were stained with 0.2ug CA9 antibody (Catalog No:108740, red) and control antibody (blue). Fixed with 90% MeOH blocked with 3% BSA (30 min). Alexa Fluor 488-conjugated AffiniPure Goat Anti-Rabbit IgG(H+L) with dilution 1:1000.