

# C5orf4 antibody

Catalog Number: 108737

## Product name

C5orf4 antibody

## Specificity

Human; other species not tested.

## Antibody description

C5orf4 Rabbit Polyclonal antibody. Positive IHC detected in human colon cancer tissue, human kidney tissue. Positive WB detected in COLO 320 cells, A549 cells, HepG2 cells. Observed molecular weight by Western-blot: 40 kDa

## Preparation

This antibody was obtained by immunization of C5orf4 recombinant protein (Accession Number: XM\_006714753). Purification method: Antigen affinity purified.

## Formulation

PBS with 0.02% sodium azide and 50% glycerol pH 7.3.

## Storage

Store at -20°C. DO NOT ALIQUOT

## Clonality

Polyclonal

## Ig Type

Rabbit IgG

## Applications

ELISA, WB, IHC

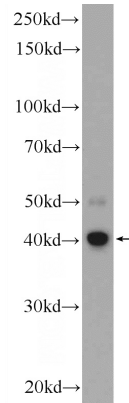
## Dilutions

Recommended Dilution:

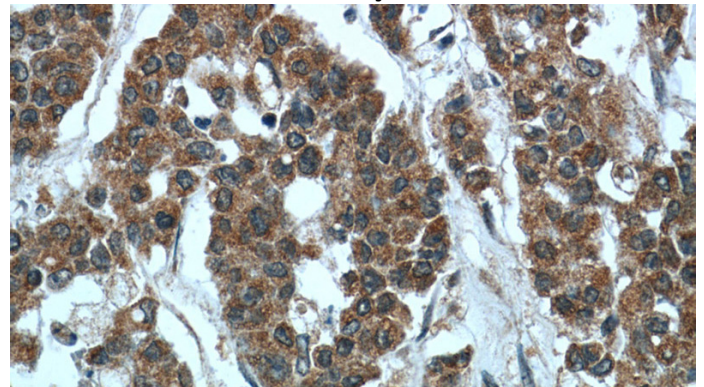
WB: 1:200-1:1000

IHC: 1:20-1:200

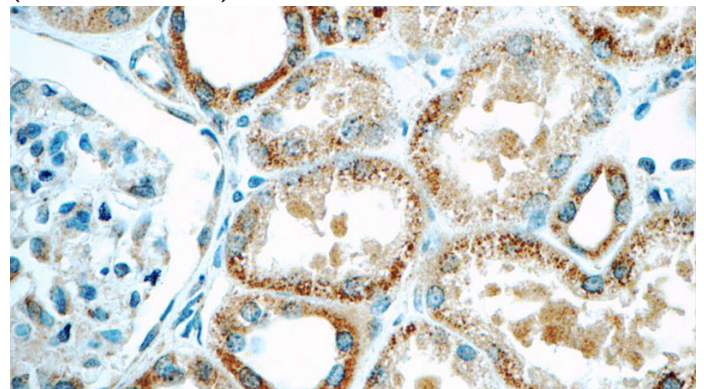
## Validations



COLO 320 cells were subjected to SDS PAGE followed by western blot with Catalog No:108737(C5orf4 Antibody) at dilution of 1:300



Immunohistochemistry of paraffin-embedded human colon cancer tissue slide using Catalog No:108737(C5orf4 Antibody) at dilution of 1:50 (under 40x lens)



Immunohistochemistry of paraffin-embedded human kidney tissue slide using Catalog No:108737(C5orf4 Antibody) at dilution of 1:50

# C5orf4 antibody



Catalog Number: 108737

---

(under 40x lens)