

# C1orf83 antibody



Catalog Number: 108682

## Product name

C1orf83 antibody

## Immunogen

[Human C1orf83 Recombinant protein \(GST tag\)](#)

## Specificity

Human, Mouse, Rat; other species not tested.

## Antibody description

C1orf83 Rabbit Polyclonal antibody. Positive IHC detected in human brain tissue, human breast cancer tissue. Positive WB detected in human brain tissue, HEK-293 cells. Observed molecular weight by Western-blot: 24 kDa, 30 kDa

## Preparation

This antibody was obtained by immunization of C1orf83 recombinant protein (Accession Number: NM\_153035). Purification method: Antigen affinity purified.

## Formulation

PBS with 0.02% sodium azide and 50% glycerol pH 7.3.

## Storage

Store at -20°C. DO NOT ALIQUOT

## Clonality

Polyclonal

## Ig Type

Rabbit IgG

## Applications

ELISA, WB, IHC


## Dilutions

Recommended Dilution:

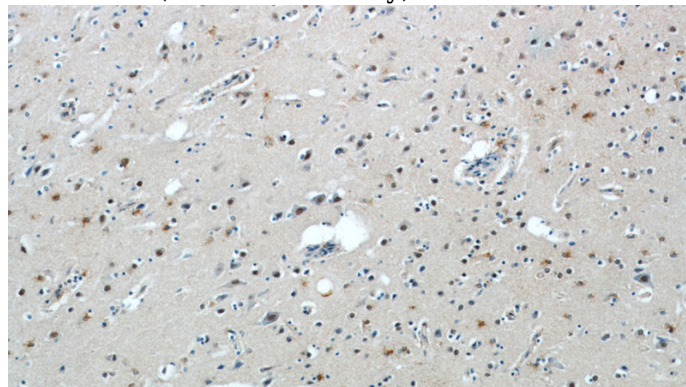
WB: 1:500-1:5000

IHC: 1:20-1:200

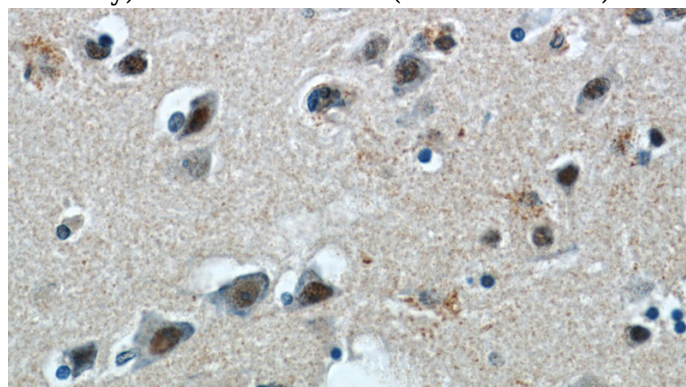
## Validations



human brain tissue were subjected to SDS PAGE followed by western blot with Catalog No:108682(C1orf83 antibody) at dilution of 1:300



Immunohistochemical of paraffin-embedded human brain using Catalog No:108682(C1orf83 antibody) at dilution of 1:50 (under 10x lens)



Immunohistochemical of paraffin-embedded

# C1orf83 antibody



Catalog Number: 108682

---

human brain using Catalog No:108682(C1orf83 antibody) at dilution of 1:50 (under 40x lens)