

# C11orf74 antibody



Catalog Number: 108644

## Product name

C11orf74 antibody

## Specificity

Human, Mouse; other species not tested.

## Antibody description

C11orf74 Rabbit Polyclonal antibody. Positive WB detected in mouse skeletal muscle tissue. Positive IHC detected in human liver cancer tissue. Observed molecular weight by Western-blot: 25 kDa

## Preparation

This antibody was obtained by immunization of C11orf74 recombinant protein (Accession Number: NM\_001276723). Purification method: Antigen affinity purified.

## Formulation

PBS with 0.1% sodium azide and 50% glycerol pH 7.3.

## Storage

Store at -20°C. DO NOT ALIQUOT

## Clonality

Polyclonal

## Ig Type

Rabbit IgG

## Applications

ELISA, WB, IHC


## Dilutions

Recommended Dilution:

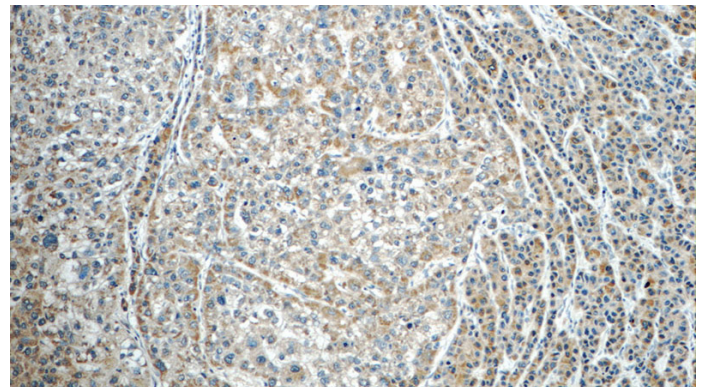
WB: 1:200-1:2000

IHC: 1:20-1:200

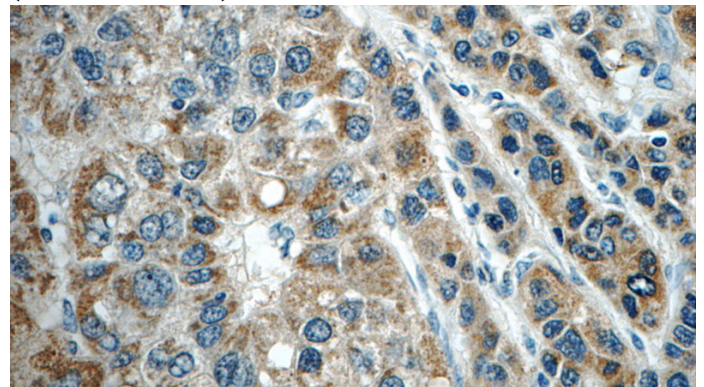
## Validations



mouse skeletal muscle tissue were subjected to SDS PAGE followed by western blot with Catalog No:108644(C11orf74 Antibody) at dilution of 1:600



Immunohistochemistry of paraffin-embedded human liver cancer tissue slide using Catalog No:108644(C11orf74 Antibody) at dilution of 1:50 (under 10x lens)



Immunohistochemistry of paraffin-embedded human liver cancer tissue slide using Catalog

# C11orf74 antibody



Catalog Number: 108644

---

No:108644(C11orf74 Antibody) at dilution of 1:50 (under 40x lens)