

C11orf70 antibody



Catalog Number: 108643

Product name

C11orf70 antibody

IHC: 1:20-1:200

IF: 1:10-1:100

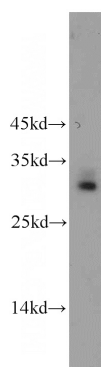
Specificity

human, mouse; other species not tested.

Antibody description

C11orf70 Rabbit Polyclonal antibody. Positive IF detected in Hela. Positive IHC detected in human testis. Positive WB detected in mouse testis tissue, MCF7 cells. Observed molecular weight by Western-blot: 31kd

Validations



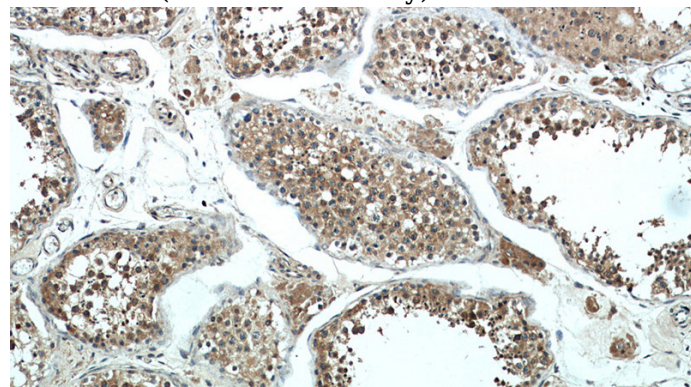
Preparation

This antibody was obtained by immunization of C11orf70 recombinant protein (Accession Number: BC006128). Purification method: Antigen affinity purified.

mouse testis tissue were subjected to SDS PAGE followed by western blot with Catalog No:108643(C11orf70 antibody) at dilution of 1:400

Formulation

PBS with 0.02% sodium azide and 50% glycerol pH 7.3.



Storage

Store at -20°C. DO NOT ALIQUOT

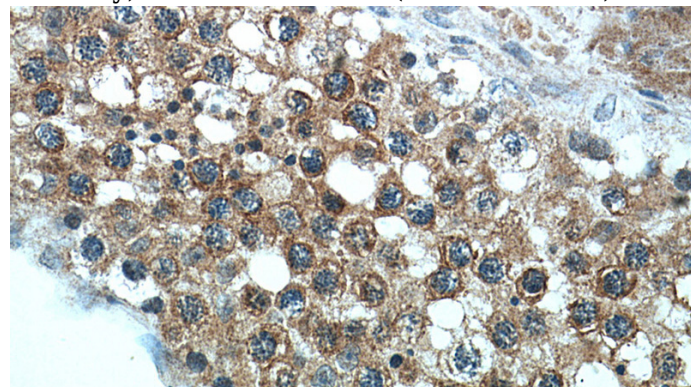
Clonality

Polyclonal

Immunohistochemical of paraffin-embedded human testis using Catalog No:108643(C11orf70 antibody) at dilution of 1:50 (under 10x lens)

Ig Type

Rabbit IgG



Applications

ELISA, WB, IHC, IF

Dilutions

Recommended Dilution:

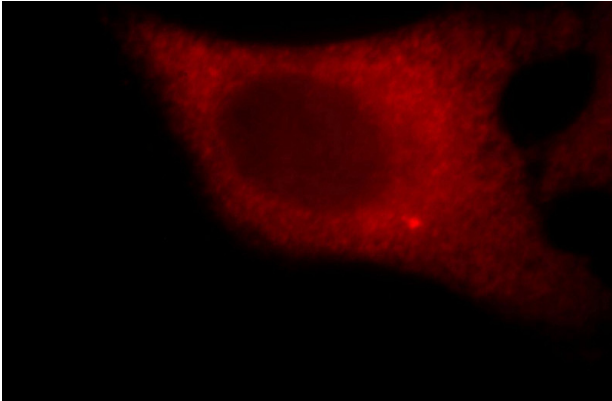
WB: 1:500-1:5000

Immunohistochemical of paraffin-embedded human testis using Catalog No:108643(C11orf70

C11orf70 antibody

Catalog Number: 108643

antibody) at dilution of 1:50 (under 40x lens)



Immunofluorescent analysis of HeLa cells, using C11orf70 antibody Catalog No:108643 at 1:25 dilution and Rhodamine-labeled goat anti-rabbit IgG (red).