

# C18orf8 antibody



Catalog Number: 108617

## Product name

C18orf8 antibody

## Specificity

Human, Mouse, Rat; other species not tested.

## Antibody description

C18orf8 Rabbit Polyclonal antibody. Positive WB detected in human brain tissue. Positive IHC detected in human colon cancer tissue, human colon tissue. Observed molecular weight by Western-blot: 75-80kd, 66kd

## Preparation

This antibody was obtained by immunization of C18orf8 recombinant protein (Accession Number: NM\_013326). Purification method: Antigen affinity purified.

## Formulation

PBS with 0.02% sodium azide and 50% glycerol pH 7.3.

## Storage

Store at -20°C. DO NOT ALIQUOT

## Clonality

Polyclonal

## Ig Type

Rabbit IgG

## Applications

ELISA, WB, IHC


## Dilutions

Recommended Dilution:

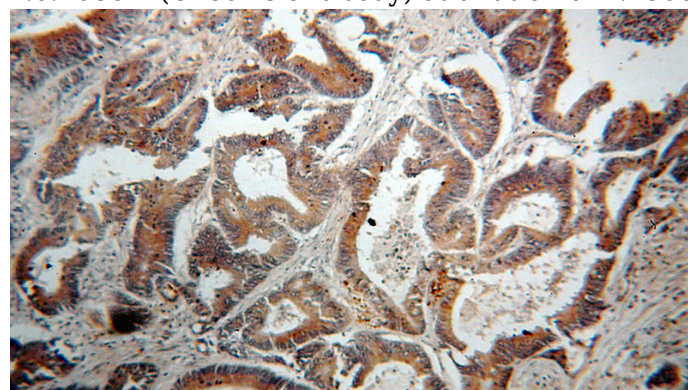
WB: 1:500-1:5000

IHC: 1:20-1:200

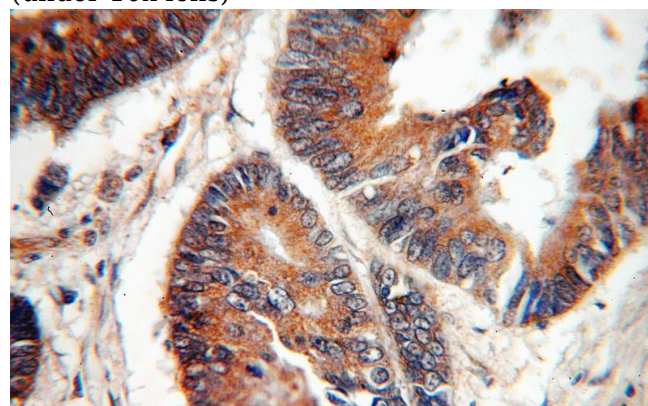
## Validations



human brain tissue were subjected to SDS PAGE followed by western blot with Catalog No:108617(C18orf8 antibody) at dilution of 1:1500



Immunohistochemical of paraffin-embedded human colon cancer using Catalog No:108617(C18orf8 antibody) at dilution of 1:100 (under 10x lens)



Immunohistochemical of paraffin-embedded human colon cancer using Catalog No:108617(C18orf8 antibody) at dilution of 1:100

# C18orf8 antibody



Catalog Number: 108617

---

(under 40x lens)