

C10orf28 antibody

Catalog Number: 108563

Product name

C10orf28 antibody

IHC: 1:20-1:200

IF: 1:10-1:100

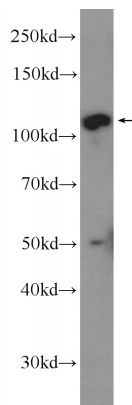
Specificity

Human; other species not tested.

Antibody description

C10orf28 Rabbit Polyclonal antibody. Positive IF detected in HepG2 cells. Positive IHC detected in human small intestine tissue. Positive WB detected in A549 cells, A431 cells. Observed molecular weight by Western-blot: 110 kDa

Validations



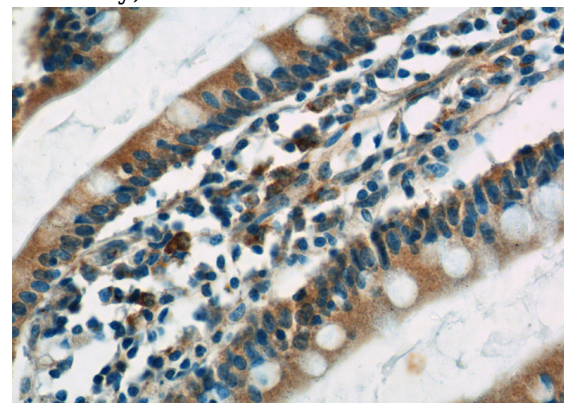
Preparation

This antibody was obtained by immunization of C10orf28 recombinant protein (Accession Number: XM_047425075). Purification method: Antigen affinity purified.

A549 cells were subjected to SDS PAGE followed by western blot with Catalog No:108563(C10orf28 Antibody) at dilution of 1:300

Formulation

PBS with 0.1% sodium azide and 50% glycerol pH 7.3.



Storage

Store at -20°C. DO NOT ALIQUOT

Clonality

Polyclonal

Immunohistochemistry of paraffin-embedded human small intestine tissue slide using Catalog No:108563(C10orf28 Antibody) at dilution of 1:50 (under 40x lens)

Ig Type

Rabbit IgG

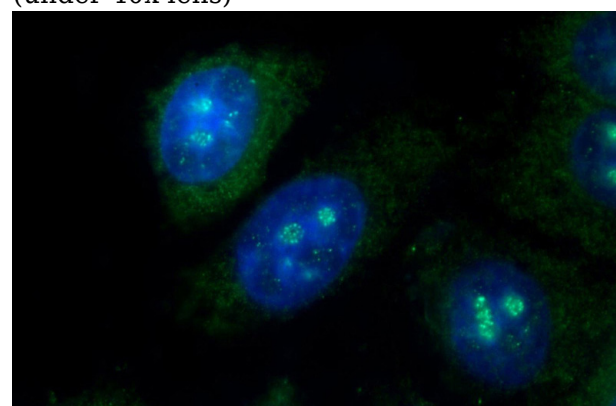
Applications

ELISA, WB, IHC, IF

Dilutions

Recommended Dilution:

WB: 1:200-1:1000



Immunofluorescent analysis of HepG2 cells using

C10orf28 antibody



Catalog Number: 108563

Catalog No:108563(C10orf28 Antibody) at dilution of 1:25 and Alexa Fluor 488-conjugated AffiniPure Goat Anti-Rabbit IgG(H+L)