

BID antibody

Catalog Number: 108497

Product name

BID antibody

Specificity

Human; other species not tested.

Antibody description

BID Rabbit Polyclonal antibody. Positive IF detected in HeLa cells. Positive IHC detected in human colon cancer tissue, human pancreas tissue. Positive WB detected in HepG2 cells, A431 cells, A549 cells, HEK-293 cells, HeLa cells, human brain tissue, Jurkat cells, Tunicamycin treated HeLa cells. Positive IP detected in HeLa cells. Observed molecular weight by Western-blot: 22 kDa

Preparation

This antibody was obtained by immunization of BID recombinant protein (Accession Number: NM_001244567). Purification method: Antigen affinity purified.

Formulation

PBS with 0.1% sodium azide and 50% glycerol pH 7.3.

Storage

Store at -20°C. DO NOT ALIQUOT

Clonality

Polyclonal

Ig Type

Rabbit IgG

Applications

ELISA, WB, IHC, IP, IF

Dilutions

Recommended Dilution:

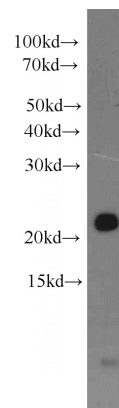
WB: 1:500-1:5000

IP: 1:500-1:5000


IHC: 1:20-1:200

IF: 1:20-1:200

Validations



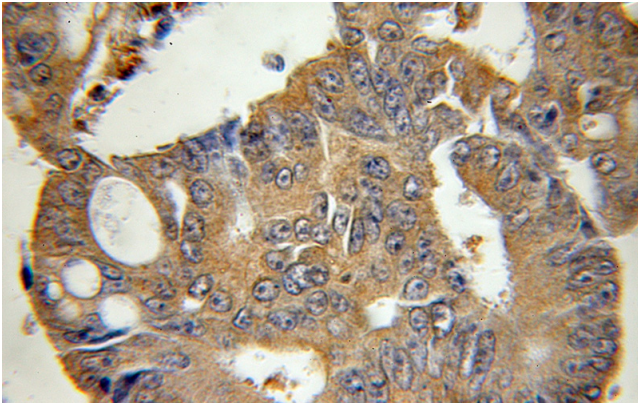
HepG2 cells were subjected to SDS PAGE followed by western blot with Catalog No:117142(BID antibody) at dilution of 1:1000



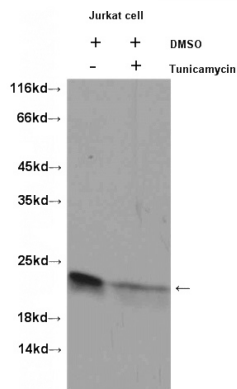
IP Result of anti-BID (IP:Catalog No:117142, 3ug; Detection:Catalog No:117142 1:1000) with HeLa cells lysate 3000ug.

BID antibody

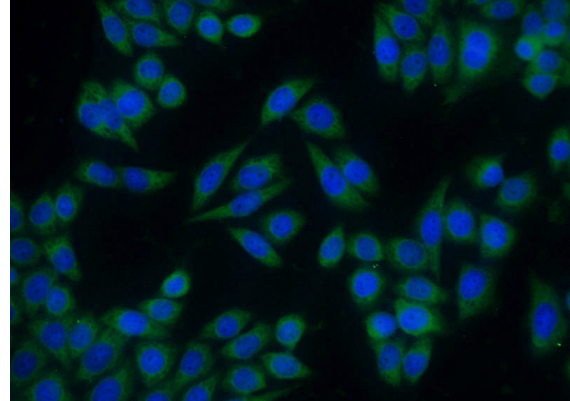
Catalog Number: 108497



Immunohistochemical of paraffin-embedded human colon cancer using Catalog No:117142(BID antibody) at dilution of 1:100 (under 10x lens)



Tunicamycin treated HeLa cells were subjected to SDS PAGE followed by western blot with Catalog No:117142(BID Antibody) at dilution of 1:1000



Immunofluorescent analysis of HeLa cells using Catalog No:117142(BID Antibody) at dilution of 1:50 and Alexa Fluor 488-conjugated AffiniPure Goat Anti-Rabbit IgG(H+L)