

band 3 antibody

Catalog Number: 108417

Product name

band 3 antibody

IP: 1:200-1:1000

IHC: 1:20-1:200

Specificity

Human, Mouse, Rat; other species not tested.

Antibody description

band 3 Rabbit Polyclonal antibody. Positive IHC detected in human spleen tissue. Positive WB detected in HepG2 cells. Positive IP detected in mouse liver tissue. Observed molecular weight by Western-blot: 50 kDa

Preparation

This antibody was obtained by immunization of band 3 recombinant protein (Accession Number: NM_000342). Purification method: Antigen affinity purified.

Formulation

PBS with 0.02% sodium azide and 50% glycerol pH 7.3.

Storage

Store at -20°C. DO NOT ALIQUOT

Clonality

Polyclonal

Ig Type

Rabbit IgG

Applications

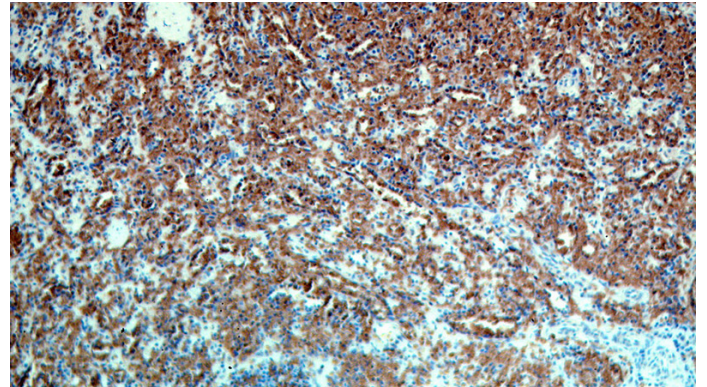
ELISA, IHC, WB, IP

Dilutions

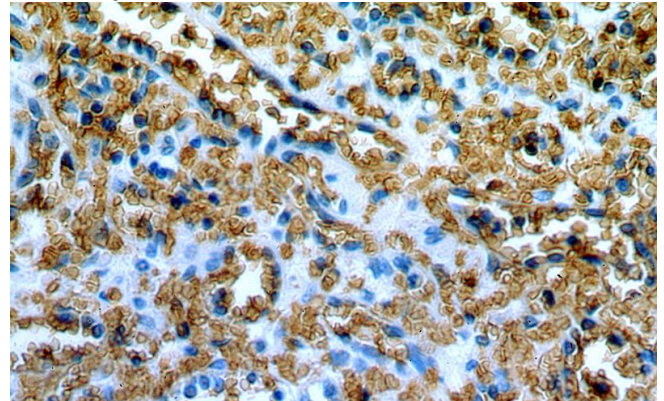
Recommended Dilution:

WB: 1:200-1:1000

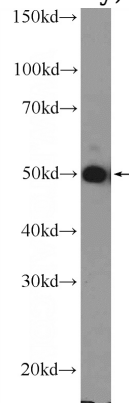
Validations



Immunohistochemical of paraffin-embedded human spleen using Catalog No:108417(SLC4A1 antibody) at dilution of 1:50 (under 10x lens)



Immunohistochemical of paraffin-embedded human spleen using Catalog No:108417(SLC4A1 antibody) at dilution of 1:50 (under 40x lens)

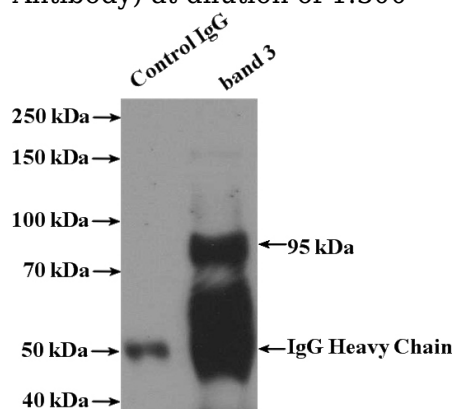


HepG2 cells were subjected to SDS PAGE followed by western blot with Catalog No:108417(SLC4A1

band 3 antibody

Catalog Number: 108417

Antibody) at dilution of 1:300



IP Result of anti-SLC4A1 (IP:Catalog No:108417, 4ug; Detection:Catalog No:108417 1:300) with mouse liver tissue lysate 4000ug.