

# BAALC antibody



Catalog Number: 108399

## Product name

BAALC antibody

Recommended Dilution:

WB: 1:200-1:2000

## Immunogen

[Human BAALC Recombinant protein \(GST tag\)](#)

IHC: 1:20-1:200

IF: 1:50-1:500


## Specificity

Human, Mouse; other species not tested.

## Validations

## Antibody description

BAALC Rabbit Polyclonal antibody. Positive IHC detected in human testis tissue. Positive IF detected in HEK-293 cells. Positive WB detected in HEK-293 cells, A375 cells, mouse brain tissue. Observed molecular weight by Western-blot: 19-25 kDa



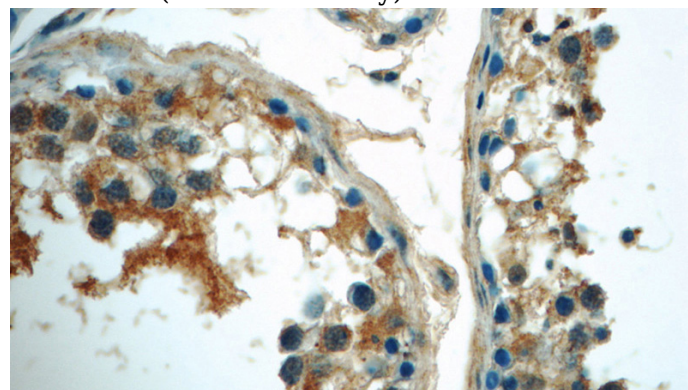
## Preparation

This antibody was obtained by immunization of BAALC recombinant protein (Accession Number: NM\_024812). Purification method: Antigen affinity purified.

HEK-293 cells were subjected to SDS PAGE followed by western blot with Catalog No:108399(BAALC Antibody) at dilution of 1:600

## Formulation

PBS with 0.1% sodium azide and 50% glycerol pH 7.3.



## Storage

Store at -20°C. DO NOT ALIQUOT

## Clonality

Polyclonal

Immunohistochemistry of paraffin-embedded human testis tissue slide using Catalog No:108399(BAALC Antibody) at dilution of 1:50 (under 40x lens)

## Ig Type

Rabbit IgG

## Applications

ELISA, WB, IHC, IF

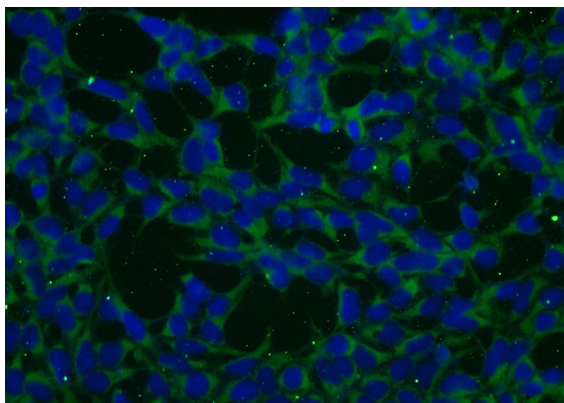
## Dilutions

# BAALC antibody



Catalog Number: 108399

---



Immunofluorescent analysis of (-20oc Ethanol)  
fixed HEK-293 cells using Catalog  
No:108399(BAALC Antibody) at dilution of 1:50  
and Alexa Fluor 488-conjugated AffiniPure Goat  
Anti-Rabbit IgG(H+L)