

B4GALT6 antibody

Catalog Number: 108396

Product name

B4GALT6 antibody

Recommended Dilution:

WB: 1:200-1:2000

Specificity

Human, Mouse, Rat; other species not tested.

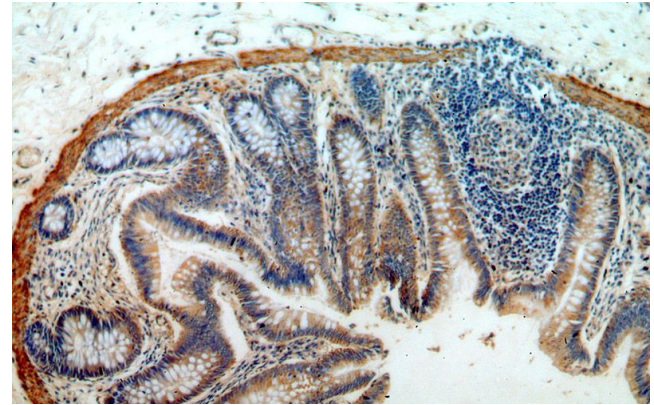
IHC: 1:20-1:200

IF: 1:10-1:100

Antibody description

B4GALT6 Rabbit Polyclonal antibody. Positive IHC detected in human colon tissue, human brain tissue. Positive IF detected in Hela cells. Positive WB detected in mouse heart tissue, HEK-293 cells, human brain tissue, human heart tissue, human placenta tissue, mouse brain tissue, mouse kidney tissue. Observed molecular weight by Western-blot: 45-60kd

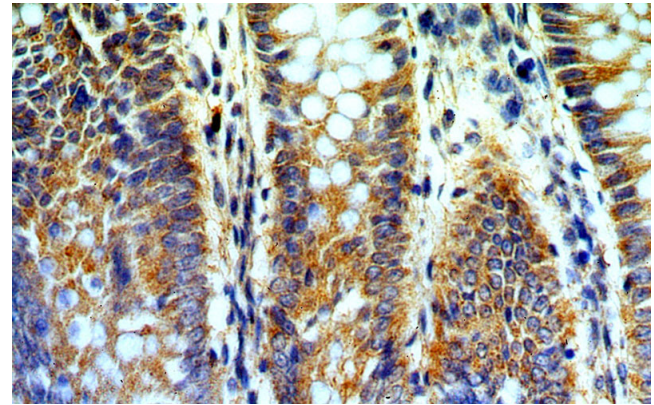
Validations



Preparation

This antibody was obtained by immunization of B4GALT6 recombinant protein (Accession Number: NM_004775). Purification method: Antigen affinity purified.

Immunohistochemical of paraffin-embedded human colon using Catalog No:108396(B4GALT6 antibody) at dilution of 1:100 (under 10x lens)



Formulation

PBS with 0.02% sodium azide and 50% glycerol pH 7.3.

Immunohistochemical of paraffin-embedded human colon using Catalog No:108396(B4GALT6 antibody) at dilution of 1:100 (under 40x lens)

Storage

Store at -20°C. DO NOT ALIQUOT

Clonality

Polyclonal

Ig Type

Rabbit IgG

Applications

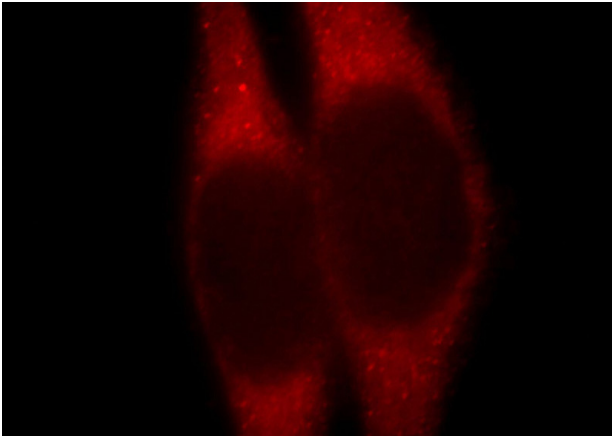
ELISA, IHC, IF, WB

Dilutions

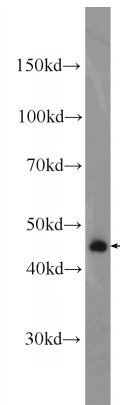
B4GALT6 antibody



Catalog Number: 108396



Immunofluorescent analysis of HeLa cells, using B4GALT6 antibody Catalog No:108396 at 1:25 dilution and Rhodamine-labeled goat anti-rabbit



IgG (red).

mouse heart tissue were subjected to SDS PAGE followed by western blot with Catalog No:108396(B4GALT6 Antibody) at dilution of 1:600