

ATP5D antibody

Catalog Number: 108352

Product name

ATP5D antibody

Specificity

Human, Mouse, Rat; other species not tested.

Antibody description

ATP5D Rabbit Polyclonal antibody. Positive WB detected in A549 cells, NIH/3T3 cells. Positive IHC detected in human kidney tissue, human lung cancer tissue. Observed molecular weight by Western-blot: 15-17 kDa

Preparation

This antibody was obtained by immunization of ATP5D recombinant protein (Accession Number: NM_001001975). Purification method: Antigen affinity purified.

Formulation

PBS with 0.02% sodium azide and 50% glycerol pH 7.3.

Storage

Store at -20°C. DO NOT ALIQUOT

Clonality

Polyclonal

Ig Type

Rabbit IgG

Applications

ELISA, WB, IHC


Dilutions

Recommended Dilution:

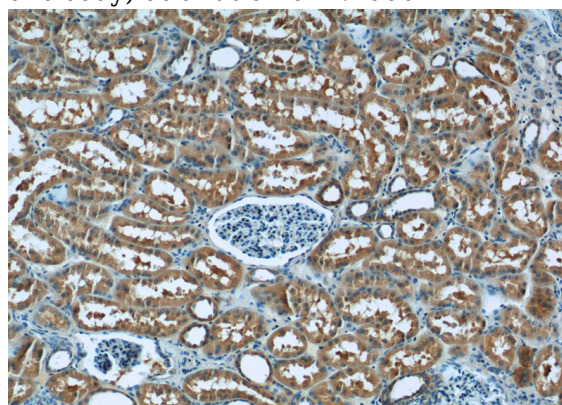
WB: 1:500-1:5000

IHC: 1:20-1:200

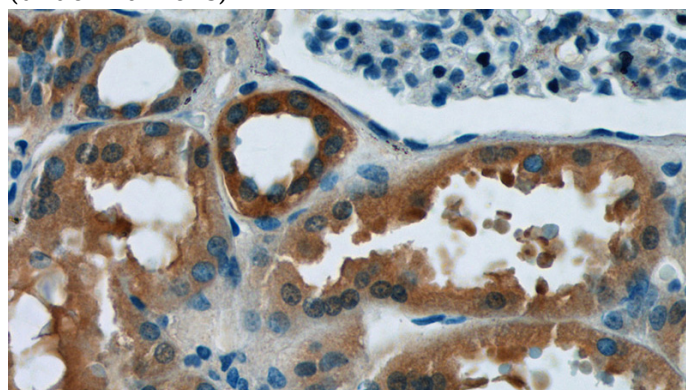
Validations



A549 cells were subjected to SDS PAGE followed by western blot with Catalog No:108352(ATP5D antibody) at dilution of 1:1000



Immunohistochemistry of paraffin-embedded human kidney tissue slide using Catalog No:108352(ATP5D Antibody) at dilution of 1:50 (under 10x lens)



Immunohistochemistry of paraffin-embedded human kidney tissue slide using Catalog No:108352(ATP5D Antibody) at dilution of 1:50

ATP5D antibody



Catalog Number: 108352

(under 40x lens)