

ATG5 antibody

Catalog Number: 108299

Product name

ATG5 antibody

WB: 1:200-1:2000

IHC: 1:20-1:200

IF: 1:20-1:200

Specificity

Human, Mouse, Rat; other species not tested.

Antibody description

ATG5 Rabbit Polyclonal antibody. Positive WB detected in mouse kidney tissue, human brain tissue, Raji cells. Positive IF detected in mouse cortical neurons. Positive IHC detected in human colon cancer tissue. Observed molecular weight by Western-blot: 50-55kd

Preparation

This antibody was obtained by immunization of ATG5 recombinant protein (Accession Number: NM_004849). Purification method: Antigen affinity purified.

Formulation

PBS with 0.1% sodium azide and 50% glycerol pH 7.3.

Storage

Store at -20°C. DO NOT ALIQUOT

Clonality

Polyclonal

Ig Type

Rabbit IgG


Applications

ELISA, WB, IHC, IF

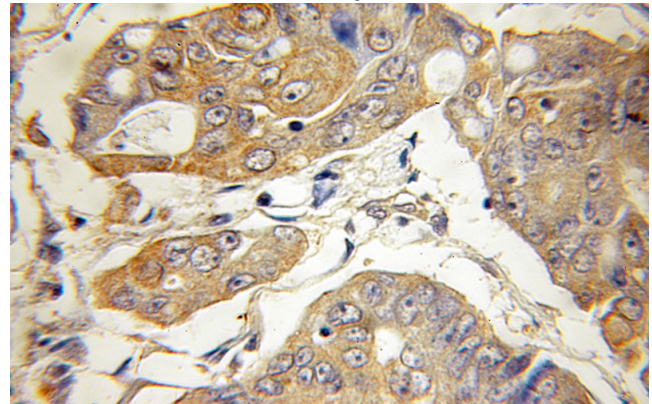
Dilutions

Recommended Dilution:

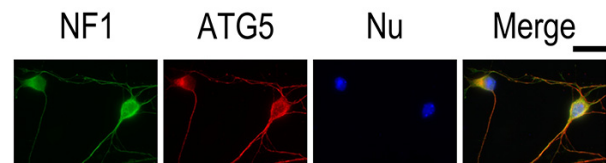
Validations



mouse kidney tissue were subjected to SDS PAGE followed by western blot with Catalog No:108299(ATG5 antibody) at dilution of 1:1000



Immunohistochemical of paraffin-embedded human colon cancer using Catalog No:108299(ATG5 antibody) at dilution of 1:50 (under 10x lens)



E15 mouse cortical neurons were stained w neurofilament & ATG5.

IF result of anti-ATG5 (Catalog No:108299) with E15 mouse cortical neurons.