

ATG4B antibody



Catalog Number: 108296

Product name

ATG4B antibody

WB: 1:200-1:2000

IP: 1:200-1:2000

Specificity


Human, Mouse, Rat; other species not tested.

IHC: 1:20-1:200

Antibody description

ATG4B Rabbit Polyclonal antibody. Positive WB detected in human brain tissue, fetal human brain tissue. Positive IP detected in mouse skeletal muscle tissue. Positive IHC detected in human pancreas cancer tissue, mouse heart tissue. Observed molecular weight by Western-blot: 44 kDa

Validations



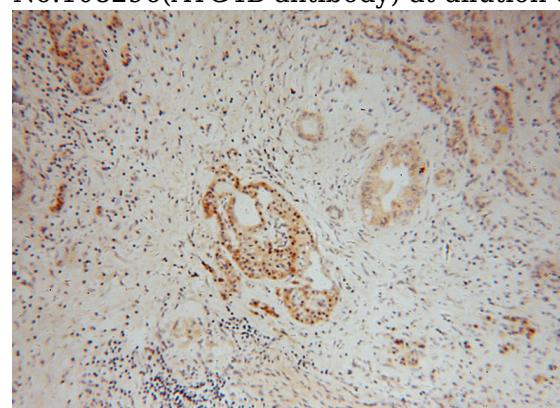
Preparation

This antibody was obtained by immunization of ATG4B recombinant protein (Accession Number: NM_013325). Purification method: Antigen affinity purified.

human brain tissue were subjected to SDS PAGE followed by western blot with Catalog No:108296(ATG4B antibody) at dilution of 1:800

Formulation

PBS with 0.02% sodium azide and 50% glycerol pH 7.3.



Storage

Store at -20°C. DO NOT ALIQUOT

Clonality

Polyclonal

Immunohistochemical of paraffin-embedded human pancreas cancer using Catalog No:108296(ATG4B antibody) at dilution of 1:50 (under 10x lens)

Ig Type

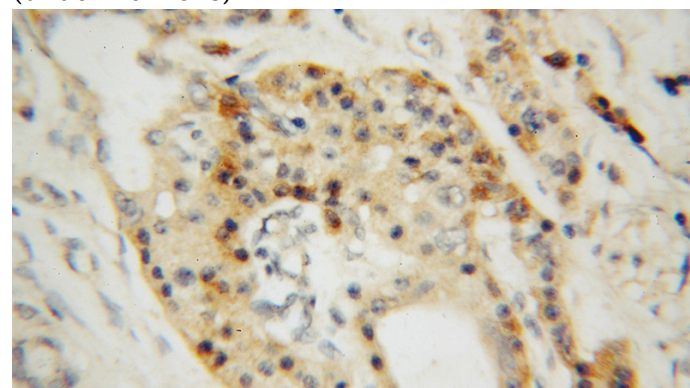
Rabbit IgG

Applications

ELISA, WB, IHC, IP

Dilutions

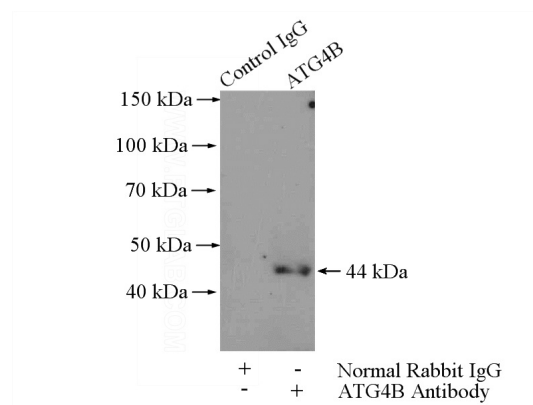
Recommended Dilution:



ATG4B antibody

Catalog Number: 108296

Immunohistochemical of paraffin-embedded human pancreas cancer using Catalog No:108296(ATG4B antibody) at dilution of 1:50 (under 40x lens)



IP Result of anti-ATG4B (IP:Catalog No:108296, 4ug; Detection:Catalog No:108296 1:500) with mouse skeletal muscle tissue lysate 3600ug.