

ARHGAP25 antibody



Catalog Number: 108265

Product name

ARHGAP25 antibody

IP: 1:200-1:2000

IHC: 1:20-1:200

Specificity

Human, Mouse, Rat; other species not tested.

Antibody description

ARHGAP25 Rabbit Polyclonal antibody. Positive IP detected in Jurkat cells. Positive WB detected in Jurkat cells. Positive IHC detected in human tonsillitis tissue. Observed molecular weight by Western-blot: 72kd

Preparation

This antibody was obtained by immunization of ARHGAP25 recombinant protein (Accession Number: BC039591). Purification method: Antigen affinity purified.

Formulation

PBS with 0.02% sodium azide and 50% glycerol pH 7.3.

Storage

Store at -20°C. DO NOT ALIQUOT

Clonality

Polyclonal

Ig Type

Rabbit IgG

Applications


ELISA, WB, IP, IHC

Dilutions

Recommended Dilution:


WB: 1:500-1:5000

Validations

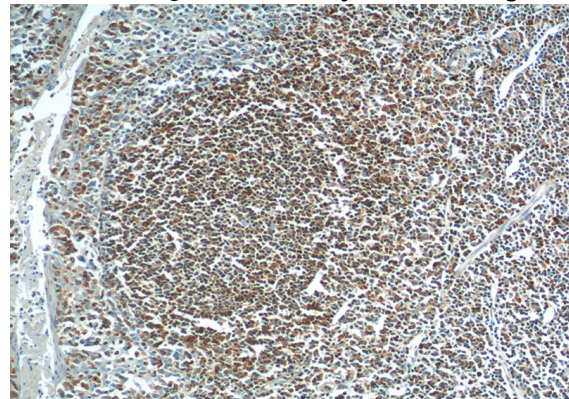


Jurkat cells were subjected to SDS PAGE followed by western blot with Catalog No:108265(ARHGAP25 antibody) at dilution of

1:1200



IP Result of anti-ARHGAP25 (IP:Catalog No:108265, 4ug; Detection:Catalog No:108265 1:500) with Jurkat cells lysate 1000ug.

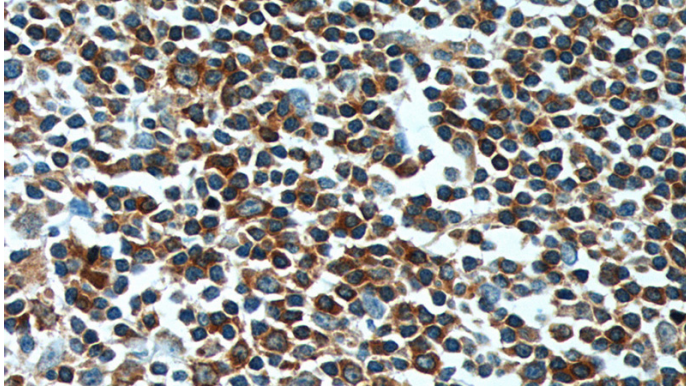


Immunohistochemistry of paraffin-embedded

ARHGAP25 antibody

Catalog Number: 108265

human tonsillitis tissue slide using Catalog No:108265(ARHGAP25 Antibody) at dilution of 1:200 (under 10x lens)



Immunohistochemistry of paraffin-embedded human tonsillitis tissue slide using Catalog No:108265(ARHGAP25 Antibody) at dilution of 1:200 (under 40x lens)