

ARHGAP18 antibody



Catalog Number: 108262

Product name

ARHGAP18 antibody

Specificity

human, mouse, rat; other species not tested.

Antibody description

ARHGAP18 Rabbit Polyclonal antibody. Positive WB detected in PC-3 cells, HeLa cells, mouse thymus tissue. Positive IHC detected in human kidney. Observed molecular weight by Western-blot: 75kd

Preparation

This antibody was obtained by immunization of ARHGAP18 recombinant protein (Accession Number: NM_033515). Purification method: Antigen affinity purified.

Formulation

PBS with 0.02% sodium azide and 50% glycerol pH 7.3.

Storage

Store at -20°C. DO NOT ALIQUOT

Clonality

Polyclonal

Ig Type

Rabbit IgG

Applications

ELISA, WB, IHC


Dilutions

Recommended Dilution:

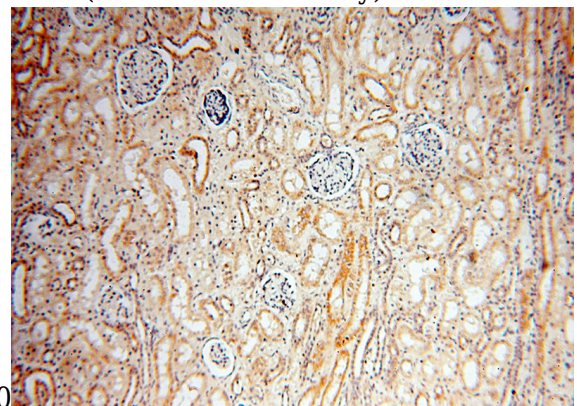
WB: 1:500-1:5000

IHC: 1:10-1:100

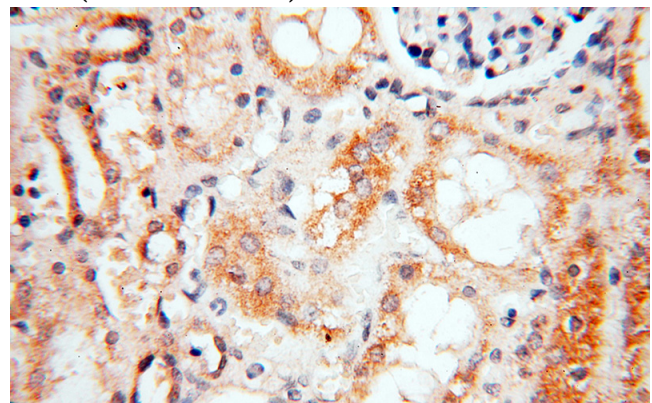
Validations



PC-3 cells were subjected to SDS PAGE followed by western blot with Catalog No:108262(ARHGAP18 antibody) at dilution of



Immunohistochemical of paraffin-embedded human kidney using Catalog No:108262(ARHGAP18 antibody) at dilution of 1:25 (under 10x lens)



Immunohistochemical of paraffin-embedded human kidney using Catalog

ARHGAP18 antibody



Catalog Number: 108262

No:108262(ARHGAP18 antibody) at dilution of 1:25 (under 40x lens)