

# ASGR2 antibody



Catalog Number: 108227

## Product name

ASGR2 antibody

## Specificity

Human; other species not tested.

## Antibody description

ASGR2 Rabbit Polyclonal antibody. Positive WB detected in human liver tissue. Positive IP detected in L02 cells. Positive FC detected in HepG2 cells. Observed molecular weight by Western-blot: 39 kDa

## Preparation

This antibody was obtained by immunization of ASGR2 recombinant protein (Accession Number: XM\_005256648). Purification method: Antigen affinity purified.

## Formulation

PBS with 0.1% sodium azide and 50% glycerol pH 7.3.

## Storage

Store at -20°C. DO NOT ALIQUOT

## Clonality

Polyclonal

## Ig Type

Rabbit IgG

## Applications

ELISA, WB, IP, FC


## Dilutions

Recommended Dilution:

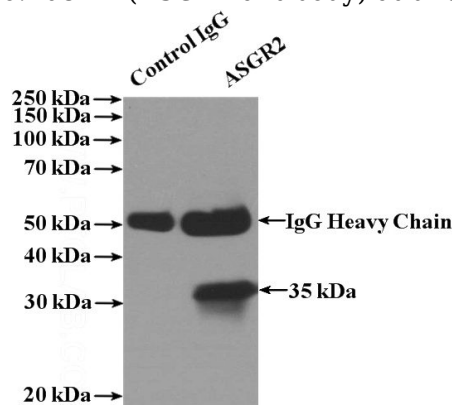
WB: 1:200-1:1000

IP: 1:200-1:1000

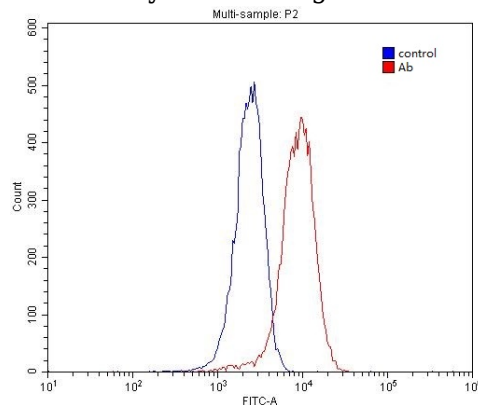
## Validations



human liver tissue were subjected to SDS PAGE followed by western blot with Catalog No:108227(ASGR2 antibody) at dilution of 1:400



IP Result of anti-ASGR2 (IP:Catalog No:108227, 4ug; Detection:Catalog No:108227 1:300) with L02 cells lysate 1800ug.



1X10<sup>6</sup> HepG2 cells were stained with 0.2ug ASGR2 antibody (Catalog No:108227, red) and control antibody (blue). Fixed with 4% PFA

# ASGR2 antibody



Catalog Number: 108227

---

blocked with 3% BSA (30 min). Alexa Fluor 488-

conjugated AffiniPure Goat Anti-Rabbit IgG(H+L)  
with dilution 1:1500.