

ARL5B antibody

Catalog Number: 108144

Product name

ARL5B antibody

IHC: 1:20-1:200

IF: 1:10-1:100


Specificity

Human, Mouse; other species not tested.

Antibody description

ARL5B Rabbit Polyclonal antibody. Positive WB detected in human liver tissue. Positive IF detected in HepG2 cells. Positive IHC detected in human pancreas cancer tissue. Observed molecular weight by Western-blot: 25 kDa

Validations



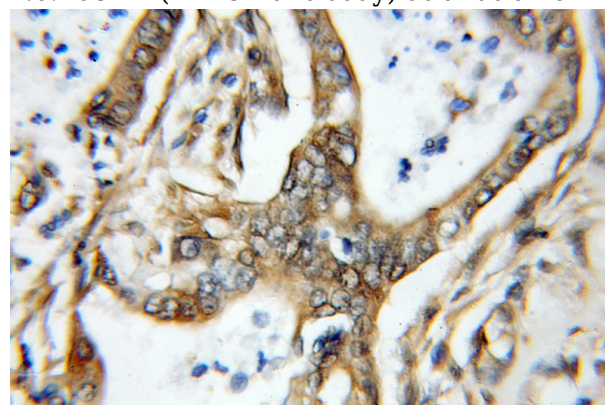
Preparation

This antibody was obtained by immunization of ARL5B recombinant protein (Accession Number: NM_178815). Purification method: Antigen affinity purified.

human liver tissue were subjected to SDS PAGE followed by western blot with Catalog No:108144(ARL5B antibody) at dilution of 1:500

Formulation

PBS with 0.1% sodium azide and 50% glycerol pH 7.3.



Storage

Store at -20°C. DO NOT ALIQUOT

Clonality

Polyclonal

Immunohistochemical of paraffin-embedded human pancreas cancer using Catalog No:108144(ARL5B antibody) at dilution of 1:50 (under 10x lens)

Ig Type

Rabbit IgG

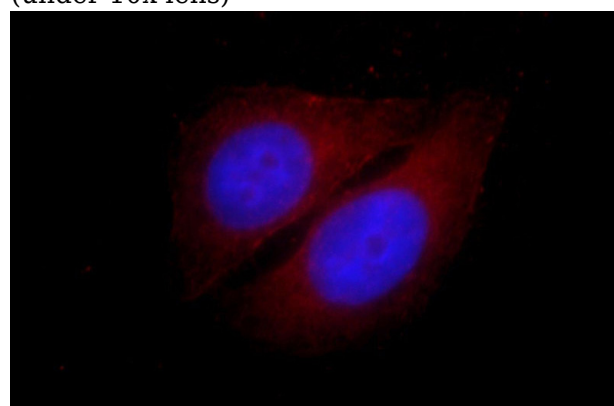
Applications

ELISA, WB, IHC, IF

Dilutions

Recommended Dilution:

WB: 1:200-1:2000



Immunofluorescent analysis of HepG2 cells, using

ARL5B antibody



Catalog Number: 108144

ARL5B antibody Catalog No:108144 at 1:25
dilution and Rhodamine-labeled goat anti-rabbit

IgG (red). Blue pseudocolor = DAPI (fluorescent
DNA dye).