

AP3S2 antibody

Catalog Number: 108126

Product name

AP3S2 antibody

Specificity

Human, Mouse, Rat; other species not tested.

Antibody description

AP3S2 Rabbit Polyclonal antibody. Positive WB detected in human testis tissue, mouse ovary tissue. Positive IHC detected in human ovary tumor tissue. Observed molecular weight by Western-blot: 22kd

Preparation

This antibody was obtained by immunization of AP3S2 recombinant protein (Accession Number: NM_005829). Purification method: Antigen affinity purified.

Formulation

PBS with 0.02% sodium azide and 50% glycerol pH 7.3.

Storage

Store at -20°C. DO NOT ALIQUOT

Clonality

Polyclonal

Ig Type

Rabbit IgG

Applications

ELISA, WB, IHC


Dilutions

Recommended Dilution:

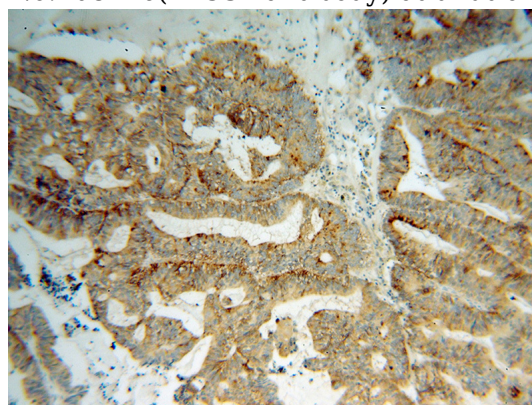
WB: 1:1000-1:10000

IHC: 1:20-1:200

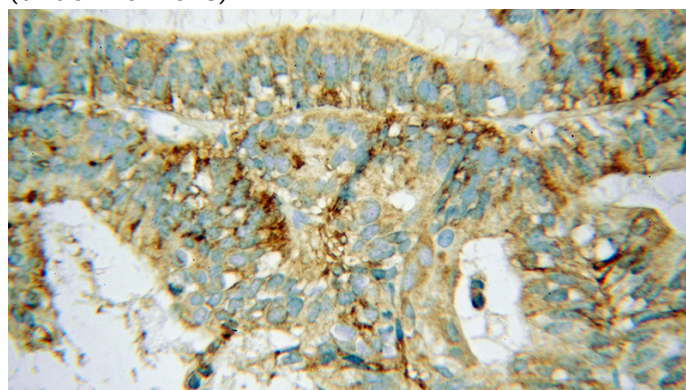
Validations



human testis tissue were subjected to SDS PAGE followed by western blot with Catalog No:108126(AP3S2 antibody) at dilution of 1:800



Immunohistochemical of paraffin-embedded human ovary tumor using Catalog No:108126(AP3S2 antibody) at dilution of 1:100 (under 10x lens)



Immunohistochemical of paraffin-embedded human ovary tumor using Catalog No:108126(AP3S2 antibody) at dilution of 1:100

AP3S2 antibody



Catalog Number: 108126

(under 40x lens)