

ANKRD6 antibody

Catalog Number: 108083

Product name

ANKRD6 antibody

IP: 1:200-1:1000

IHC: 1:20-1:200

Specificity

Human; other species not tested.

Antibody description

ANKRD6 Rabbit Polyclonal antibody. Positive IHC detected in human ovary tissue, human kidney tissue. Positive WB detected in HEK-293 cells, fetal human brain tissue. Positive IP detected in HEK-293 cells. Observed molecular weight by Western-blot: 80-90 kDa

Preparation

This antibody was obtained by immunization of ANKRD6 recombinant protein (Accession Number: XM_047418398). Purification method: Antigen affinity purified.

Formulation

PBS with 0.1% sodium azide and 50% glycerol pH 7.3.

Storage

Store at -20°C. DO NOT ALIQUOT

Clonality

Polyclonal

Ig Type

Rabbit IgG

Applications

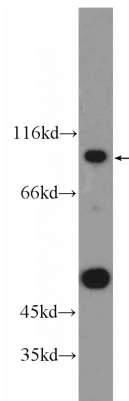
ELISA, IP, WB, IHC

Dilutions

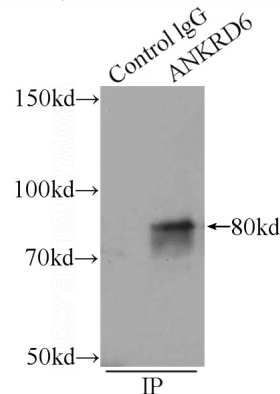
Recommended Dilution:

WB: 1:200-1:1000

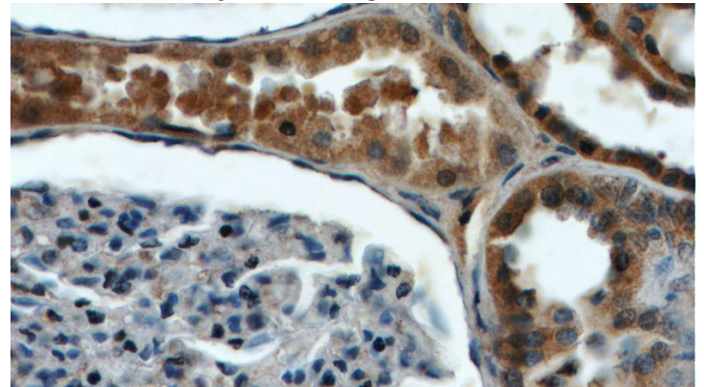
Validations



HEK-293 cells were subjected to SDS PAGE followed by western blot with Catalog No:108083(ANKRD6 Antibody) at dilution of 1:300



IP Result of anti-ANKRD6 (IP:Catalog No:108083, 5ug; Detection:Catalog No:108083 1:300) with HEK-293 cells lysate 920ug.

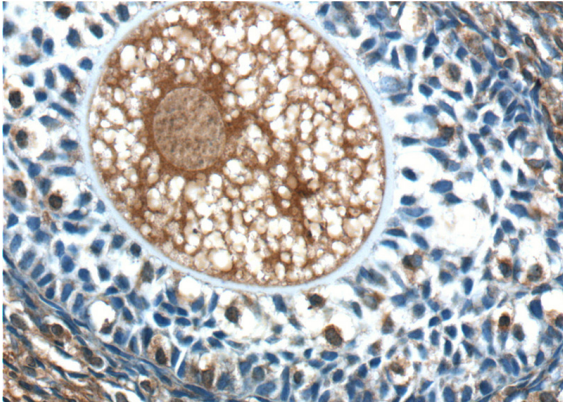


Immunohistochemistry of paraffin-embedded human kidney tissue slide using Catalog

ANKRD6 antibody

Catalog Number: 108083

No:108083(ANKRD6 Antibody) at dilution of 1:50
(under 40x lens)



Immunohistochemistry of paraffin-embedded
human ovary tissue slide using Catalog
No:108083(ANKRD6 Antibody) at dilution of 1:50
(under 40x lens)