

ANKRD50 antibody

Catalog Number: 108078

Product name

ANKRD50 antibody

Immunogen

[Human ANKRD50 Recombinant protein \(GST tag\)](#)

Specificity

Human; other species not tested.

Antibody description

ANKRD50 Rabbit Polyclonal antibody. Positive IF detected in HEK-293 cells. Positive WB detected in HEK-293 cells. Positive IP detected in HEK-293 cells. Observed molecular weight by Western-blot: 137-156 kDa

Preparation

This antibody was obtained by immunization of ANKRD50 recombinant protein (Accession Number: BC024725). Purification method: Antigen Affinity purified.

Formulation

PBS with 0.02% sodium azide and 50% glycerol pH 7.3.

Storage

Store at -20°C. DO NOT ALIQUOT

Clonality

Polyclonal

Ig Type

Rabbit IgG

Applications

ELISA, WB, IP, IF

Dilutions


Recommended Dilution:

WB: 1:200-1:1000

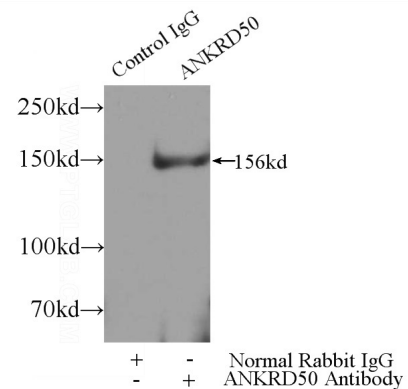
IP: 1:200-1:1000

IF: 1:20-1:200

Validations



HEK-293 cells were subjected to SDS PAGE followed by western blot with Catalog No:108078(ANKRD50 Antibody) at dilution of



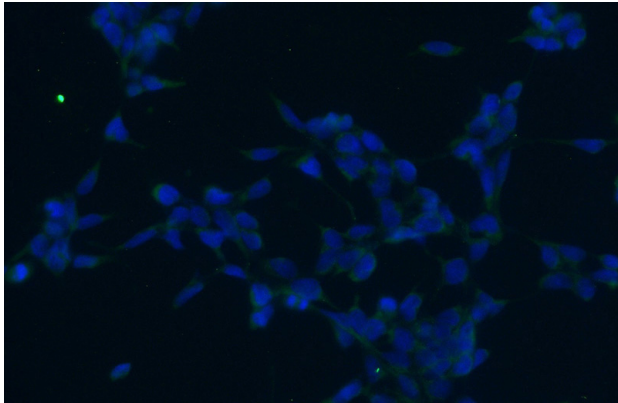
1:300

IP Result of anti-ANKRD50 (IP:Catalog No:108078, 5ug; Detection:Catalog No:108078 1:300) with HEK-293 cells lysate 4000ug.

ANKRD50 antibody



Catalog Number: 108078



Immunofluorescent analysis of (-20oc Ethanol) fixed HEK-293 cells using Catalog No:108078(ANKRD50 Antibody) at dilution of 1:50 and Alexa Fluor 488-conjugated AffiniPure Goat Anti-Rabbit IgG(H+L)