

Product name

ANGPTL5 antibody

Specificity

human; other species not tested.

Antibody description

ANGPTL5 Rabbit Polyclonal antibody. Positive WB detected in HEK-293 cells. Positive IHC detected in human gliomas. Observed molecular weight by Western-blot: 45-47kd

Preparation

This antibody was obtained by immunization of ANGPTL5 recombinant protein (Accession Number: NM_178127). Purification method: Antigen affinity purified.

Formulation

PBS with 0.02% sodium azide and 50% glycerol pH 7.3.

Storage

Store at -20°C. DO NOT ALIQUOT

Clonality

Polyclonal

Ig Type

Rabbit IgG

Applications

ELISA, WB, IHC


Dilutions

Recommended Dilution:

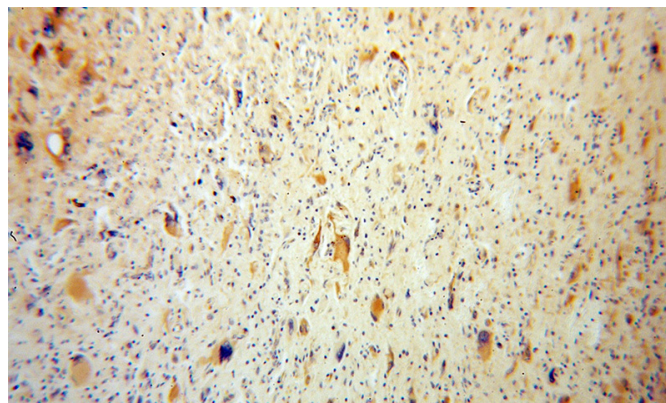
WB: 1:500-1:5000

IHC: 1:20-1:200

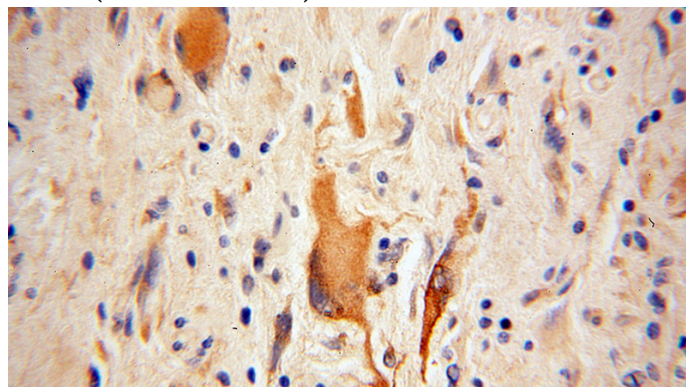
Validations



HEK-293 cells were subjected to SDS PAGE followed by western blot with Catalog No:108059(ANGPTL5 antibody) at dilution of 1:500



Immunohistochemical of paraffin-embedded human gliomas using Catalog No:108059(ANGPTL5 antibody) at dilution of 1:100 (under 10x lens)



Immunohistochemical of paraffin-embedded human gliomas using Catalog No:108059(ANGPTL5 antibody) at dilution of 1:100 (under 40x lens)