

ANGPTL3 antibody



Catalog Number: 108057

Product name

ANGPTL3 antibody

Specificity

Human, Mouse; other species not tested.

Antibody description

ANGPTL3 Rabbit Polyclonal antibody. Positive WB detected in A375 cells, mouse liver tissue. Positive IHC detected in human liver cancer tissue. Observed molecular weight by Western-blot: 54 kDa

Preparation

This antibody was obtained by immunization of ANGPTL3 recombinant protein (Accession Number: NM_014495). Purification method: Antigen affinity purified.

Formulation

PBS with 0.1% sodium azide and 50% glycerol pH 7.3.

Storage

Store at -20°C. DO NOT ALIQUOT

Clonality

Polyclonal

Ig Type

Rabbit IgG

Applications

ELISA, WB, IHC

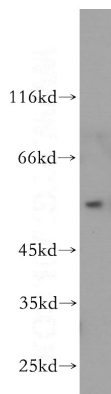
Dilutions

Recommended Dilution:

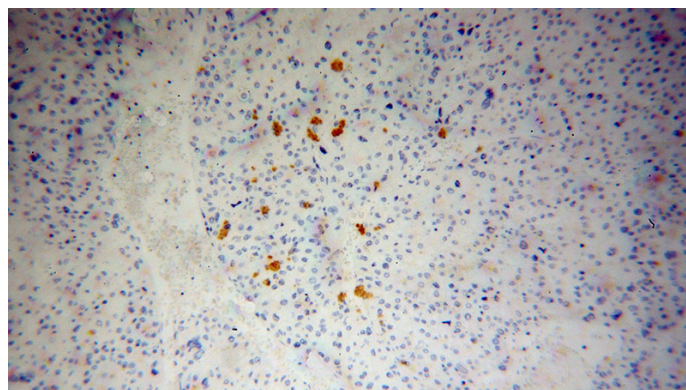
WB: 1:500-1:5000

IHC: 1:20-1:200

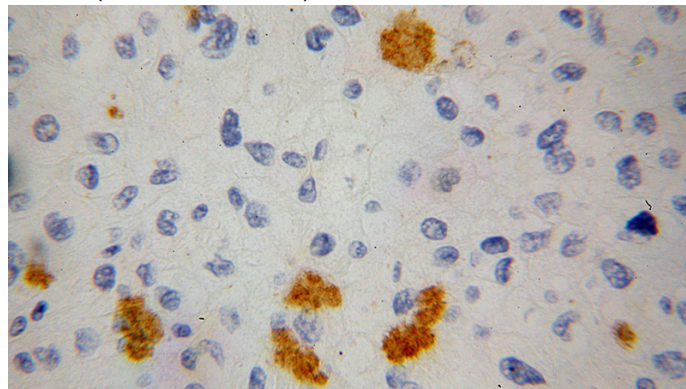
Validations



A375 cells were subjected to SDS PAGE followed by western blot with Catalog No:108057(ANGPTL3 antibody) at dilution of 1:1000



Immunohistochemical of paraffin-embedded human liver cancer using Catalog No:108057(ANGPTL3 antibody) at dilution of 1:100 (under 10x lens)



Immunohistochemical of paraffin-embedded human liver cancer using Catalog

ANGPTL3 antibody



Catalog Number: 108057

No:108057(ANGPTL3 antibody) at dilution of 1:100 (under 40x lens)