

AQR antibody

Catalog Number: 108046

Product name

AQR antibody

IP: 1:500-1:5000

IHC: 1:20-1:200

Specificity

Human; other species not tested.

Antibody description

AQR Rabbit Polyclonal antibody. Positive IHC detected in human brain tissue, human kidney tissue. Positive IP detected in HEK-293 cells. Positive WB detected in HEK-293 cells, Jurkat cells. Observed molecular weight by Western-blot: 160 kDa

Preparation

This antibody was obtained by immunization of AQR recombinant protein (Accession Number: NM_014691). Purification method: Antigen affinity purified.

Formulation

PBS with 0.1% sodium azide and 50% glycerol pH 7.3.

Storage

Store at -20°C. DO NOT ALIQUOT

Clonality

Polyclonal

Ig Type

Rabbit IgG

Applications

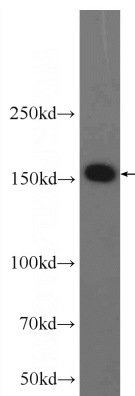
ELISA, WB, IHC, IP

Dilutions

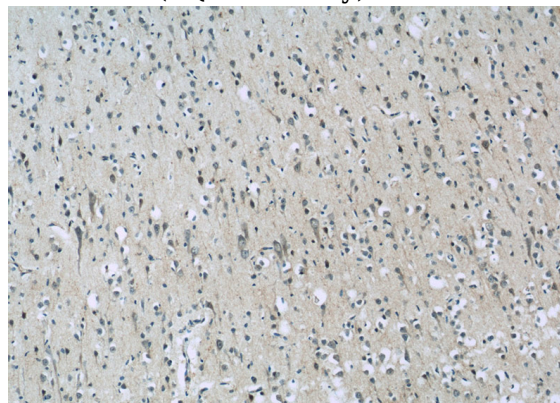
Recommended Dilution:

WB: 1:500-1:5000

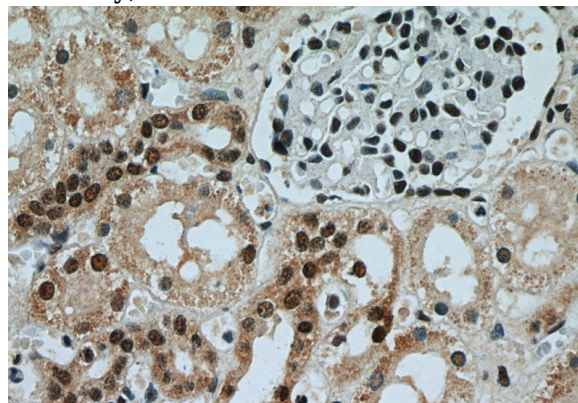
Validations



HEK-293 cells were subjected to SDS PAGE followed by western blot with Catalog No:108046(AQR Antibody) at dilution of 1:1500



Immunohistochemistry of paraffin-embedded human brain slide using Catalog No:108046(AQR Antibody) at dilution of 1:50

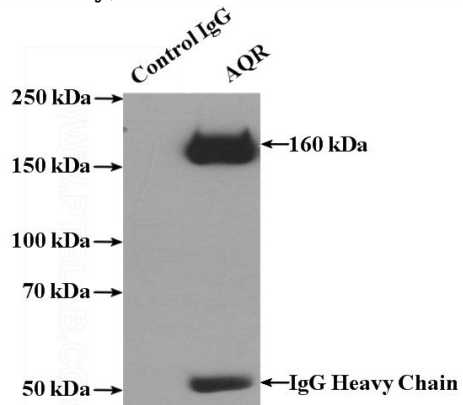


Immunohistochemistry of paraffin-embedded human kidney slide using Catalog No:108046(AQR

AQR antibody

Catalog Number: 108046

Antibody) at dilution of 1:50



IP Result of anti-AQR (IP:Catalog No:108046, 4ug;
Detection:Catalog No:108046 1:1000) with
HEK-293 cells lysate 2800ug.