

AMACR/p504S antibody



Catalog Number: 107987

Product name

AMACR/p504S antibody

Specificity

Human; other species not tested.

Antibody description

AMACR/p504S Rabbit Polyclonal antibody. Positive WB detected in multi-cells. Positive IHC detected in human prostate cancer tissue, human renal cell carcinoma tissue. Observed molecular weight by Western-blot: 42 kDa

Preparation

This antibody was obtained by immunization of AMACR/p504S recombinant protein (Accession Number: NM_203382). Purification method: Antigen affinity purified.

Formulation

PBS with 0.1% sodium azide and 50% glycerol pH 7.3.

Storage

Store at -20°C. DO NOT ALIQUOT

Clonality

Polyclonal

Ig Type

Rabbit IgG

Applications

ELISA, IHC, WB

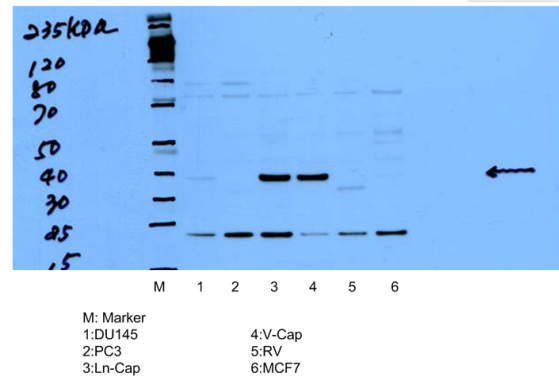
Dilutions

Recommended Dilution:

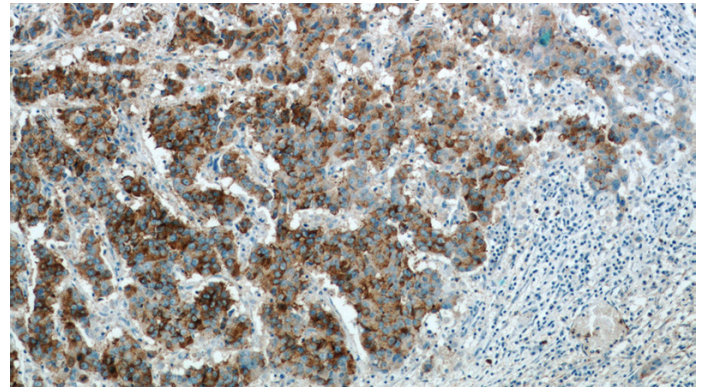
WB: 1:500-1:5000

IHC: 1:20-1:200

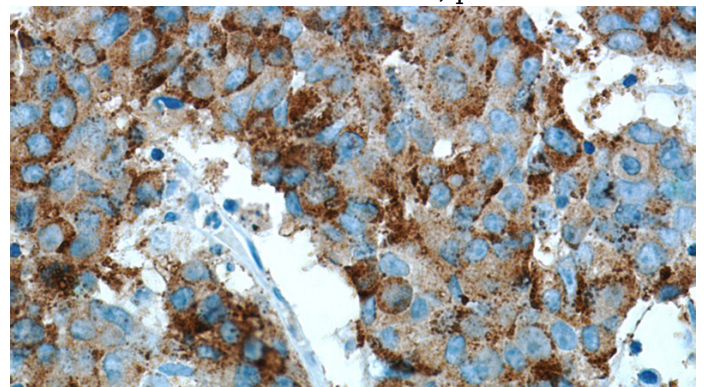
Validations



WB result of Catalog No:107987(anti-P504S,AMACR) from Dr. Soory.



Immunohistochemical of paraffin-embedded human prostate cancer using Catalog No:107987(p504S,AMACR antibody) at dilution of 1:50 (under 10x lens). Heat mediated antigen retrieved with Citric acid buffer, pH6.0



Immunohistochemical of paraffin-embedded human prostate cancer using Catalog No:107987(p504S,AMACR antibody) at dilution of

AMACR/p504S antibody



Catalog Number: 107987

1:50 (under 40x lens). Heat mediated antigen

retrieved with Citric acid buffer, pH6.0