

ALKBH1 antibody

Catalog Number: 107984

Product name

ALKBH1 antibody

IHC: 1:20-1:200


Specificity

Human, Mouse, Rat; other species not tested.

Antibody description

ALKBH1 Rabbit Polyclonal antibody. Positive WB detected in human placenta tissue. Positive IHC detected in human colon tissue, human pancreas tissue. Observed molecular weight by Western-blot: 34kd

Validations



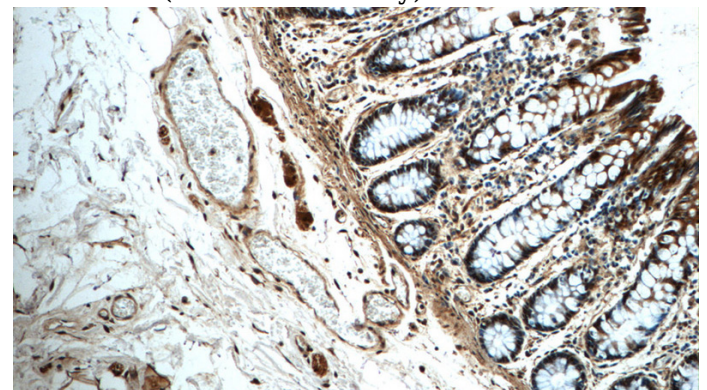
Preparation

This antibody was obtained by immunization of ALKBH1 recombinant protein (Accession Number: NM_006020). Purification method: Antigen affinity purified.

human placenta tissue were subjected to SDS PAGE followed by western blot with Catalog No:107984(ALKBH1 antibody) at dilution of 1:500

Formulation

PBS with 0.1% sodium azide and 50% glycerol pH 7.3.



Storage

Store at -20°C. DO NOT ALIQUOT

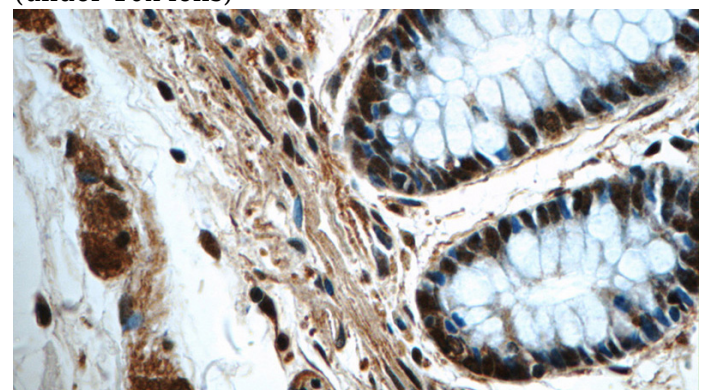
Clonality

Polyclonal

Immunohistochemistry of paraffin-embedded human colon tissue slide using Catalog No:107984(ALKBH1 Antibody) at dilution of 1:50 (under 10x lens)

Ig Type

Rabbit IgG



Applications

ELISA, WB, IHC

Dilutions

Recommended Dilution:

WB: 1:200-1:2000

Immunohistochemistry of paraffin-embedded human colon tissue slide using Catalog No:107984(ALKBH1 Antibody) at dilution of 1:50

ALKBH1 antibody



Catalog Number: 107984

(under 40x lens)