

# ALDOA antibody



Catalog Number: 107976

## Product name

ALDOA antibody

## Specificity

Human, Mouse, Rat; other species not tested.

## Antibody description

ALDOA Rabbit Polyclonal antibody. Positive FC detected in HeLa cells. Positive IF detected in HeLa cells. Positive IHC detected in human skeletal muscle tissue, human colon cancer tissue, human lung cancer tissue. Positive WB detected in HeLa cells, HEK-293 cells, HepG2 cells, Jurkat cells, mouse uterus tissue. Positive IP detected in HepG2 cells. Observed molecular weight by Western-blot: 39kd

## Preparation

This antibody was obtained by immunization of ALDOA recombinant protein (Accession Number: NM\_001355565). Purification method: Antigen affinity purified.

## Formulation

PBS with 0.1% sodium azide and 50% glycerol pH 7.3.

## Storage

Store at -20°C. DO NOT ALIQUOT

## Clonality

Polyclonal

## Ig Type

Rabbit IgG

## Applications

ELISA, WB, IHC, IF, IP, FC

## Dilutions

Recommended Dilution:


WB: 1:500-1:5000

IP: 1:500-1:5000

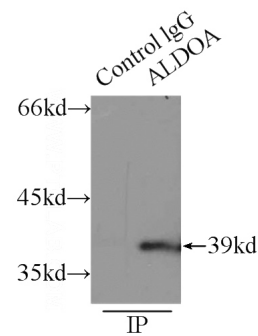
IHC: 1:20-1:200

IF: 1:10-1:100

## Validations



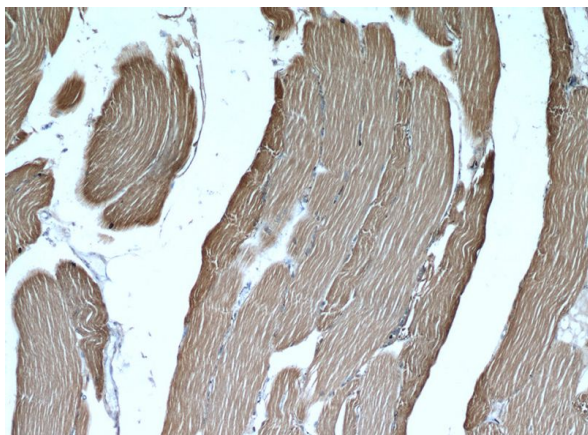
HeLa cells were subjected to SDS PAGE followed by western blot with Catalog No:107976(ALDOA antibody) at dilution of 1:500



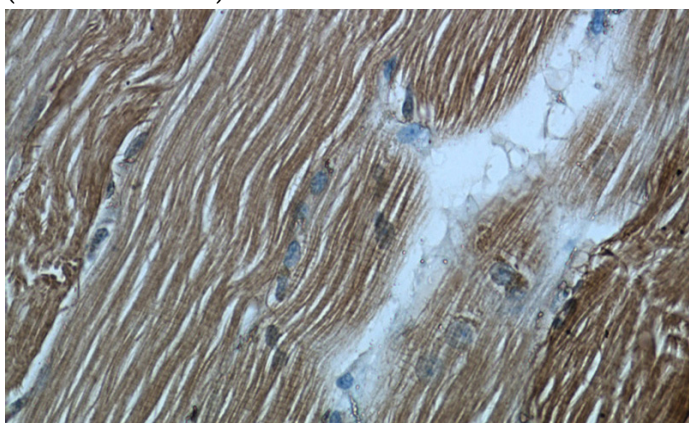
IP Result of anti-ALDOA (IP:Catalog No:107976, 3ug; Detection:Catalog No:107976 1:1000) with HepG2 cells lysate 6000ug.

# ALDOA antibody

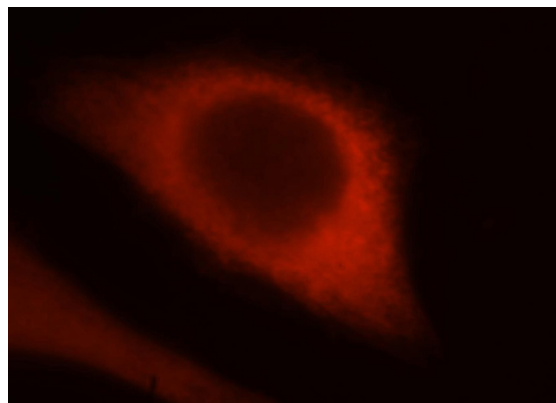
Catalog Number: 107976



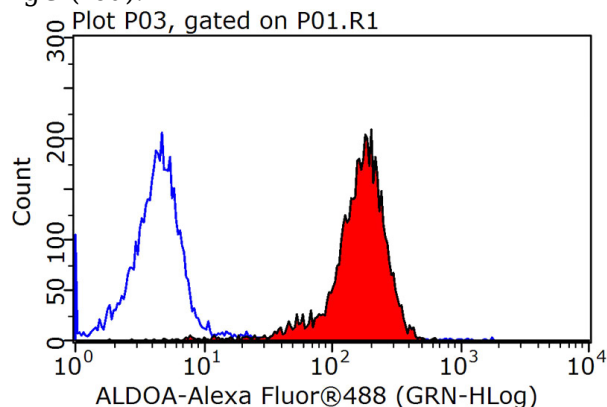
Immunohistochemical of paraffin-embedded human skeletal muscle using Catalog No:107976(ALDOA antibody) at dilution of 1:50 (under 10x lens)



Immunohistochemical of paraffin-embedded human skeletal muscle using Catalog No:107976(ALDOA antibody) at dilution of 1:50 (under 40x lens)



Immunofluorescent analysis of HeLa cells, using ALDOA antibody Catalog No:107976 at 1:25 dilution and Rhodamine-labeled goat anti-rabbit IgG (red).



1X10<sup>6</sup> HeLa cells were stained with 0.2ug ALDOA antibody (Catalog No:107976, red) and control antibody (blue). Fixed with 90% MeOH blocked with 3% BSA (30 min). Alexa Fluor 488-conjugated AffiniPure Goat Anti-Rabbit IgG(H+L) with dilution 1:1000.