

# AKT3 antibody

Catalog Number: 107950

## Product name

AKT3 antibody

## Specificity

Human, Mouse, Rat, Zebrafish; other species not tested.

## Antibody description

AKT3 Rabbit Polyclonal antibody. Positive IHC detected in human kidney tissue. Positive WB detected in MCF7 cells, HeLa cells, human brain tissue, K-562 cells, NIH/3T3 cells. Observed molecular weight by Western-blot: 60kd

## Preparation

This antibody was obtained by immunization of AKT3 recombinant protein (Accession Number: NM\_001206729). Purification method: Antigen affinity purified.

## Formulation

PBS with 0.02% sodium azide and 50% glycerol pH 7.3.

## Storage

Store at -20°C. DO NOT ALIQUOT

## Clonality

Polyclonal

## Ig Type

Rabbit IgG

## Applications

ELISA, WB, IHC


## Dilutions

Recommended Dilution:

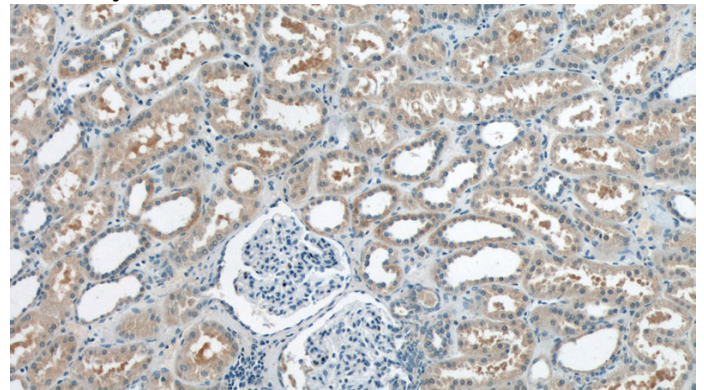
WB: 1:200-1:2000

IHC: 1:20-1:200

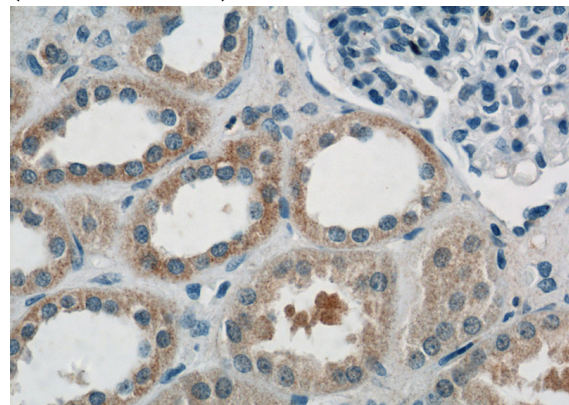
## Validations



MCF7 cells were subjected to SDS PAGE followed by western blot with Catalog No:107950(AKT3 antibody) at dilution of 1:500



Immunohistochemistry of paraffin-embedded human kidney tissue slide using Catalog No:107950(AKT3 Antibody) at dilution of 1:50 (under 10x lens)



Immunohistochemistry of paraffin-embedded human kidney tissue slide using Catalog No:107950(AKT3 Antibody) at dilution of 1:50

# AKT3 antibody



Catalog Number: 107950

---

(under 40x lens)