

AKT2 antibody

Catalog Number: 107949

Product name

AKT2 antibody

IP: 1:200-1:2000

IHC: 1:20-1:200

Specificity

Human, Mouse, Rat; other species not tested.

Antibody description

AKT2 Rabbit Polyclonal antibody. Positive IHC detected in human liver tissue, human breast cancer tissue, human liver cancer tissue, human ovary tumor tissue. Positive IP detected in HepG2 cells. Observed molecular weight by Western-blot: 56 kDa

Preparation

This antibody was obtained by immunization of AKT2 recombinant protein (Accession Number: BC063421). Purification method: Antigen affinity purified.

Formulation

PBS with 0.02% sodium azide and 50% glycerol pH 7.3.

Storage

Store at -20°C. DO NOT ALIQUOT

Clonality

Polyclonal

Ig Type

Rabbit IgG

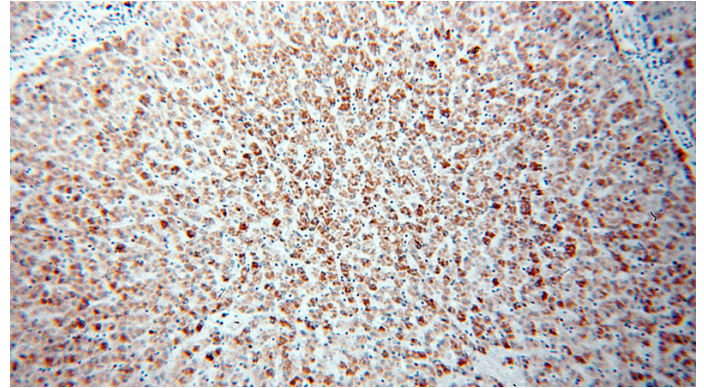
Applications

ELISA, IHC, IP

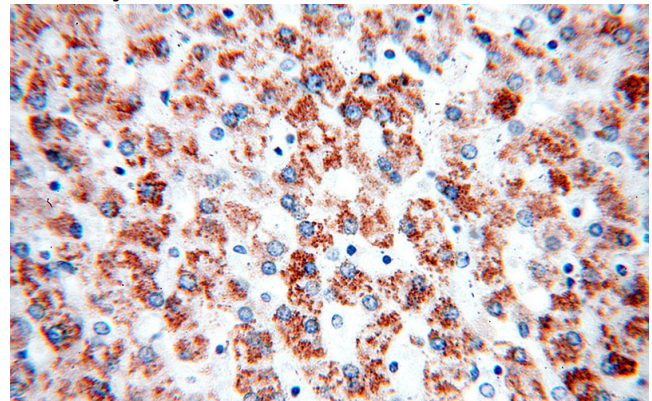
Dilutions

Recommended Dilution:

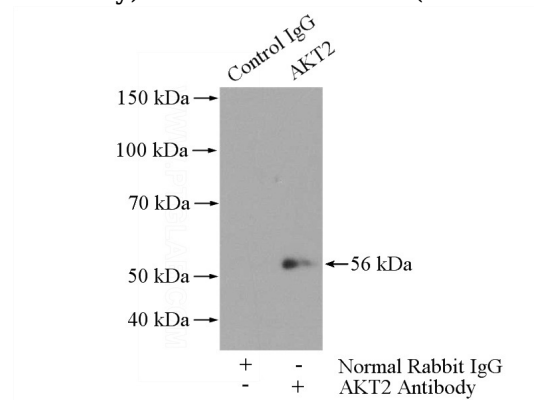
Validations



Immunohistochemical of paraffin-embedded human liver using Catalog No:107949(AKT2 antibody) at dilution of 1:100 (under 10x lens)



Immunohistochemical of paraffin-embedded human liver using Catalog No:107949(AKT2 antibody) at dilution of 1:100 (under 40x lens)



IP Result of anti-AKT2 (IP:Catalog No:107949, 4ug; Detection:Catalog No:107949 1:500) with HepG2 cells lysate 1600ug.