

AKD1 antibody

Catalog Number: 107936

Product name

AKD1 antibody

IHC: 1:20-1:200

IF: 1:20-1:200

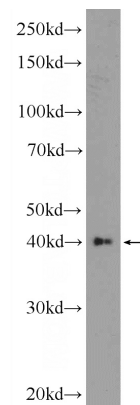
Specificity

Human; other species not tested.

Validations

Antibody description

AKD1 Rabbit Polyclonal antibody. Positive IHC detected in human kidney tissue, human testis tissue. Positive IF detected in HEK-293 cells. Positive WB detected in HEK-293 cells. Observed molecular weight by Western-blot: 40-49 kDa



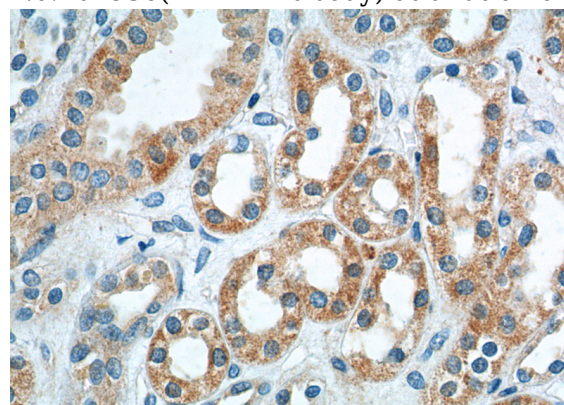
Preparation

This antibody was obtained by immunization of AKD1 recombinant protein (Accession Number: BC153055). Purification method: Antigen affinity purified.

HEK-293 cells were subjected to SDS PAGE followed by western blot with Catalog No:107936(AKD1 Antibody) at dilution of 1:600

Formulation

PBS with 0.02% sodium azide and 50% glycerol pH 7.3.



Storage

Store at -20°C. DO NOT ALIQUOT

Clonality

Polyclonal

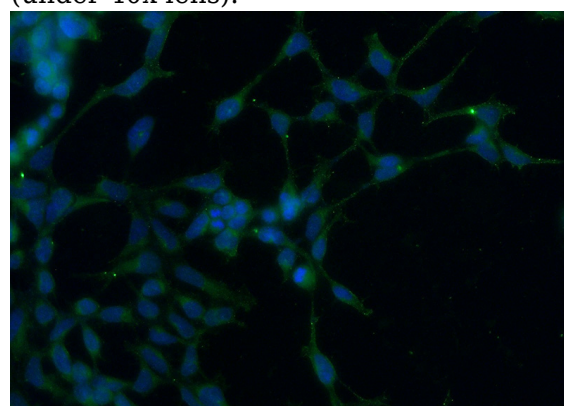
Immunohistochemistry of paraffin-embedded human kidney tissue slide using Catalog No:107936(AKD1 Antibody) at dilution of 1:200 (under 40x lens).

Ig Type

Rabbit IgG

Applications

ELISA, IF, WB, IHC



Dilutions

Recommended Dilution:

WB: 1:200-1:2000

Immunofluorescent analysis of (-20oc Ethanol)

AKD1 antibody



Catalog Number: 107936

fixed HEK-293 cells using Catalog
No:107936(AKD1 Antibody) at dilution of 1:50 and

Alexa Fluor 488-conjugated AffiniPure Goat Anti-
Rabbit IgG(H+L)