

AIPL1 antibody

Catalog Number: 107919

Product name

AIPL1 antibody

Specificity

Human, Mouse, Rat; other species not tested.

Antibody description

AIPL1 Rabbit Polyclonal antibody. Positive WB detected in Y79 cells, mouse brain tissue, SH-SY5Y cells. Positive IHC detected in human eye tissue. Observed molecular weight by Western blot: 44kd

Preparation

This antibody was obtained by immunization of AIPL1 recombinant protein (Accession Number: NM_014336). Purification method: Antigen affinity purified.

Formulation

PBS with 0.02% sodium azide and 50% glycerol pH 7.3.

Storage

Store at -20°C. DO NOT ALIQUOT

Clonality

Polyclonal

Ig Type

Rabbit IgG

Applications

ELISA, IHC, WB

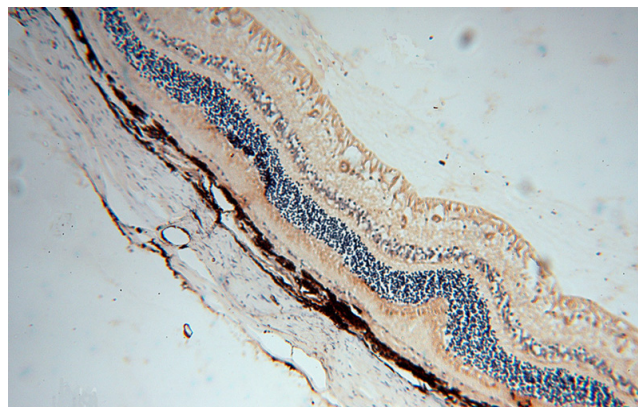
Dilutions

Recommended Dilution:

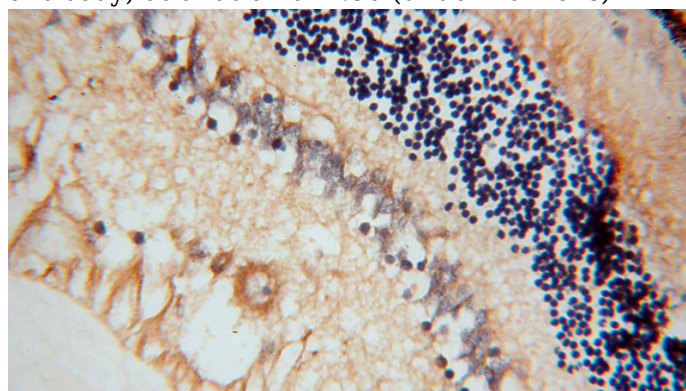
WB: 1:200-1:2000

IHC: 1:20-1:200


Validations



Immunohistochemical of paraffin-embedded human eye using Catalog No:107919(AIPL1 antibody) at dilution of 1:50 (under 10x lens)



Immunohistochemical of paraffin-embedded human eye using Catalog No:107919(AIPL1 antibody) at dilution of 1:50 (under 40x lens)



Y79 cells were subjected to SDS PAGE followed by western blot with Catalog No:107919(AIPL1 Antibody) at dilution of 1:600