

AGXT antibody

Catalog Number: 107840

Product name

AGXT antibody

Specificity

Human, Mouse; other species not tested.

Antibody description

AGXT Rabbit Polyclonal antibody. Positive WB detected in mouse liver tissue. Positive IHC detected in human liver tissue. Observed molecular weight by Western-blot: 43-45 kDa

Preparation

This antibody was obtained by immunization of AGXT recombinant protein (Accession Number: NM_000030). Purification method: Antigen affinity purified.

Formulation

PBS with 0.02% sodium azide and 50% glycerol pH 7.3.

Storage

Store at -20°C. DO NOT ALIQUOT

Clonality

Polyclonal

Ig Type

Rabbit IgG

Applications

ELISA, IHC, WB


Dilutions

Recommended Dilution:

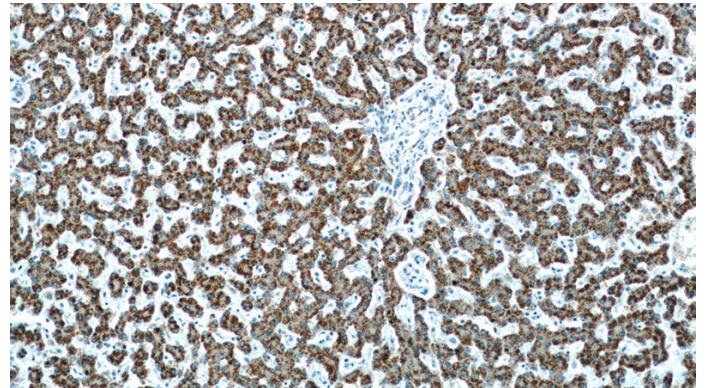
WB: 1:500-1:5000

IHC: 1:20-1:200

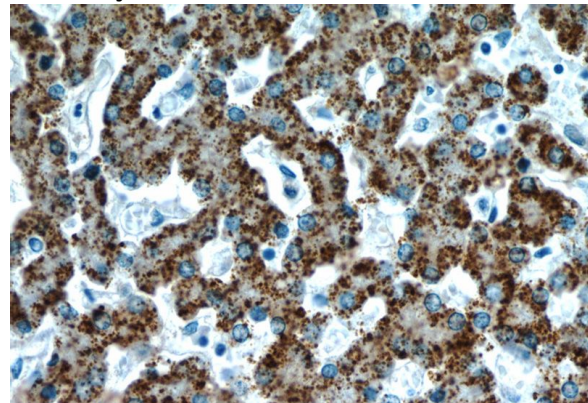
Validations



mouse liver tissue were subjected to SDS PAGE followed by western blot with Catalog No:107840(AGXT antibody) at dilution of 1:1000



Immunohistochemistry of paraffin-embedded human liver slide using Catalog No:107840(AGXT Antibody) at dilution of 1:50



Immunohistochemistry of paraffin-embedded human liver slide using Catalog No:107840(AGXT Antibody) at dilution of 1:50