

ABHD14A antibody



Catalog Number: 107811

Product name

ABHD14A antibody

IP: 1:200-1:1000

IF: 1:20-1:200

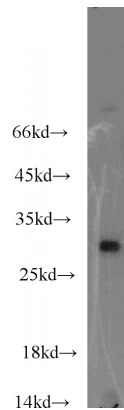
Specificity

Human, Mouse, Rat; other species not tested.

Validations

Antibody description

ABHD14A Rabbit Polyclonal antibody. Positive IF detected in HeLa cells. Positive WB detected in mouse kidney tissue. Positive IP detected in mouse kidney tissue. Observed molecular weight by Western-blot: 30-32 kDa



Preparation

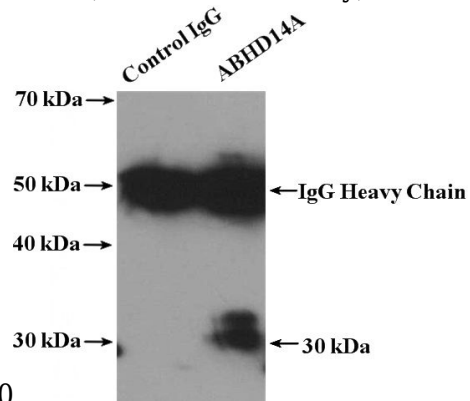
This antibody was obtained by immunization of ABHD14A recombinant protein (Accession Number: NM_015407). Purification method: Antigen affinity purified.

mouse kidney tissue were subjected to SDS PAGE followed by western blot with Catalog No:107811(ABHD14A antibody) at dilution of

Formulation

PBS with 0.02% sodium azide and 50% glycerol pH 7.3.

1:300



Storage

Store at -20°C. DO NOT ALIQUOT

Clonality

Polyclonal

Ig Type

Rabbit IgG

Applications

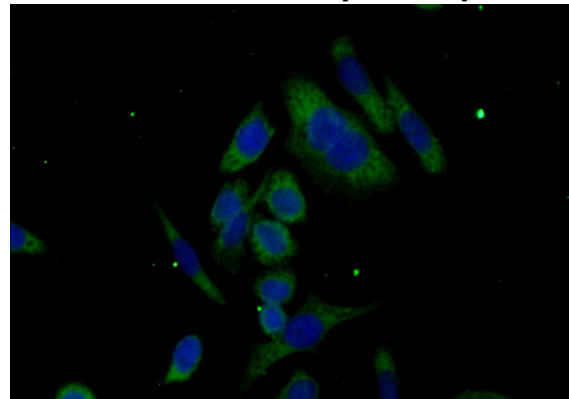
ELISA, WB, IF, IP

Dilutions

Recommended Dilution:

WB: 1:200-1:2000

IP Result of anti-ABHD14A (IP:Catalog No:107811, 4ug; Detection:Catalog No:107811 1:300) with mouse kidney tissue lysate 4000ug.



Immunofluorescent analysis of (-20oc Ethanol)

ABHD14A antibody



Catalog Number: 107811

fixed HeLa cells using Catalog
No:107811(ABHD14A Antibody) at dilution of 1:50

and Alexa Fluor 488-conjugated AffiniPure Goat
Anti-Rabbit IgG(H+L)