

ADPGK antibody

Catalog Number: 107799

Product name

ADPGK antibody

IHC: 1:20-1:200

IF: 1:20-1:200


Specificity

Human, Mouse, Rat; other species not tested.

Validations

Antibody description

ADPGK Rabbit Polyclonal antibody. Positive WB detected in human liver tissue, HeLa cells, HepG2 cells, Jurkat cells. Positive IF detected in HepG2 cells. Positive IHC detected in human liver tissue. Observed molecular weight by Western-blot: 51 kDa



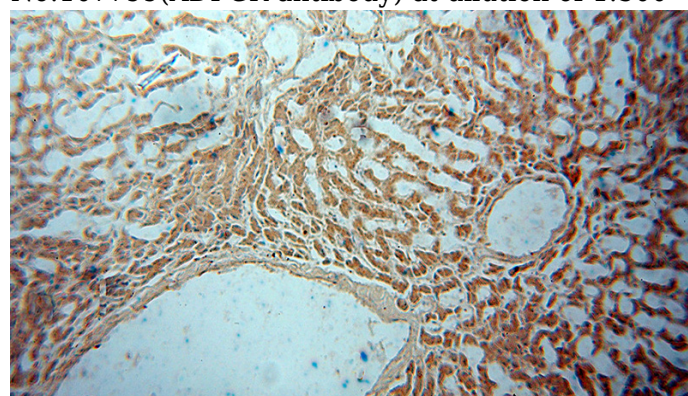
Preparation

This antibody was obtained by immunization of ADPGK recombinant protein (Accession Number: XM_006720712). Purification method: Antigen affinity purified.

human liver tissue were subjected to SDS PAGE followed by western blot with Catalog No:107799(ADPGK antibody) at dilution of 1:500

Formulation

PBS with 0.02% sodium azide and 50% glycerol pH 7.3.



Storage

Store at -20°C. DO NOT ALIQUOT

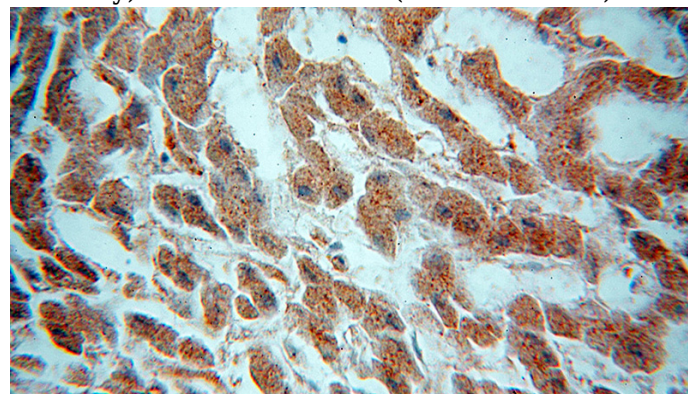
Clonality

Polyclonal

Immunohistochemical of paraffin-embedded human liver using Catalog No:107799(ADPGK antibody) at dilution of 1:50 (under 10x lens)

Ig Type

Rabbit IgG



Applications

ELISA, WB, IHC, IF

Dilutions

Recommended Dilution:

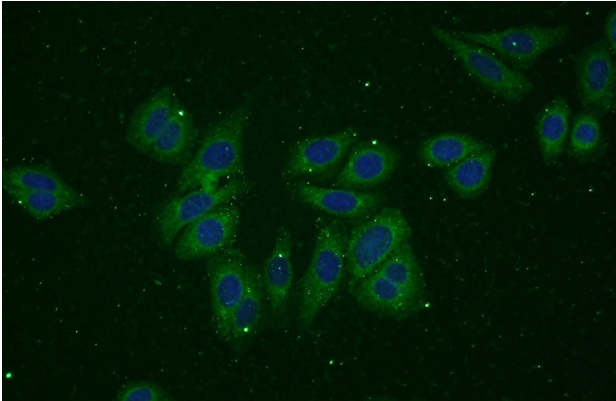
WB: 1:500-1:5000

Immunohistochemical of paraffin-embedded human liver using Catalog No:107799(ADPGK

ADPGK antibody

Catalog Number: 107799

antibody) at dilution of 1:50 (under 40x lens)



Immunofluorescent analysis of HepG2 cells using Catalog No:107799(ADPGK Antibody) at dilution of 1:50 and Alexa Fluor 488-conjugated AffiniPure Goat Anti-Rabbit IgG(H+L)